



HAVELLS



PROFESSIONAL LUMINAIRES INDUSTRIAL / INSTITUTIONAL

LIST PRICE w.e.f. 1st April, 2018

Lighting with Innovation at Havells

At Havells, we believe light is the fourth dimension of architecture. It can guide and direct. It can also enhance and show objects in its dynamic and marvelous self.

We understand every space needs lighting that is tailor-made for it, enhances it and brings everything to life; and it is this property that has been the hallmark in every product that comes out of our factory.

Our luminaires are not merely tools of illumination but the torchbearers of a new era in lighting. They stand testimony to our strength in manufacturing, from OPTO electronics to LED technology and integrating them in our state-of-the-art plants.

Our customers can rely on every aspect of safety, performance and reliability from our products.

And now we present our latest offerings, designed taking into consideration the feedback received from clients, customers and designers alike:

Office Lighting: Paradigms have been redefined with the advent of open plan offices. We are proud to present our range of lighting products for a brighter and more productive office space.

Street Lights: Smart cities evolving in India demand Next-Gen lighting. Havells street lighting range encompasses all the features that are needed for a more efficient lighting system.

Landscape Lighting: The Havells range of landscape lighting products have been revamped and new products introduced, to keep in sync with market dynamics and needs.

Industrial Lighting: The 'Make in India' initiative has given rise to a new set of high-tech industries all over India. The Havells industrial lighting range aims to provide a wide range of lighting solutions to new and existing industries.

Retail Lighting: Retail shopping is all about experience. With Havells retail lighting, deliver new and exciting experiences to customers..

Solar Lighting: Ambitious solar growth in India demands light fittings that are rugged, durable and in tune with latest industry standards. Our range of solar lighting goes a step ahead. People and the environmental footprint are central to our approach and form the basis of our sustainable policy.

We combine our innovation and extensive experience to create lighting solutions that makes people feel good not only visually but also emotionally.








Introduction of Plant



CERTIFICATION



Havells lighting plant in Neemrana is spread over 30 acres of land with over 2,00,000 square feet of working space under a single roof. The plant has been made keeping in mind the global markets of Europe, US and the Middle East. Setting new benchmarks in the industry, this Havells plant will help bridge the technological divide between Europe and India when it comes to manufacturing high-end lighting luminaires.

Japanese flexible CNC controlled steel fabrication process for the accuracy in sheet punching & bending Italian robotised box bending machines to design complex enclosure shapes without human intervention Automated powder coating paint shop to minimize wastage & fast colour change Eco-friendly zero discharge plant Parabolic rolling machine for replicating complex and accurate forms and shapes Flexible assembly line Modern laboratories

Building customer confidence by providing a wide range of quality products and service through team work



“PAN India Illumination-Maruti Nexa Showrooms”

INDEX

PROFESSIONAL LUMINAIRES (INDUSTRIAL / INSTITUTIONAL)



Indoor Commercial LED Luminaires

| | |
|---------------------|-------|
| Architectural Range | 12-14 |
| Batten | 15 |
| Retrofit Lamps | 16-17 |
| Panel Lighting | 18-20 |
| Downlight | 21-27 |
| Dimmable Luminaires | 28 |

| | |
|-------------------|-------|
| Highbay Lights | 32-33 |
| Clean Room Lights | 34-35 |

Industrial LED Luminaires



Outdoor LED Luminaires

| | |
|-------------------------------|-------|
| Flood Lights | 38-39 |
| Landscape Lights | 40-42 |
| Street Lights | 43-44 |
| Solar Street Lights/Mini Mast | 45-46 |

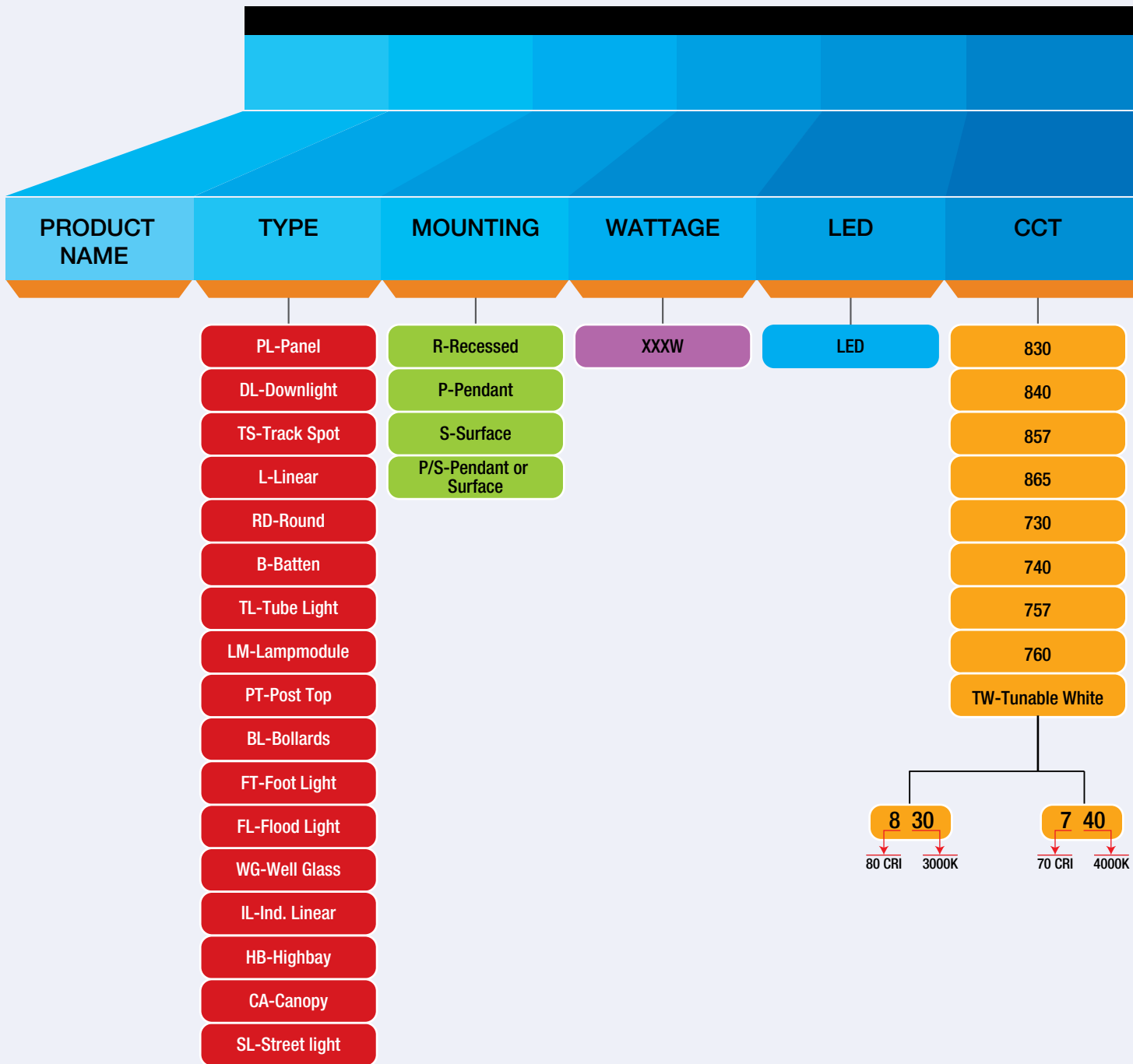


Conventional Luminaires Portfolio

| | |
|-------------|-------|
| Luminaires | 50-52 |
| Accessories | 53-54 |
| Lamps | 55-56 |



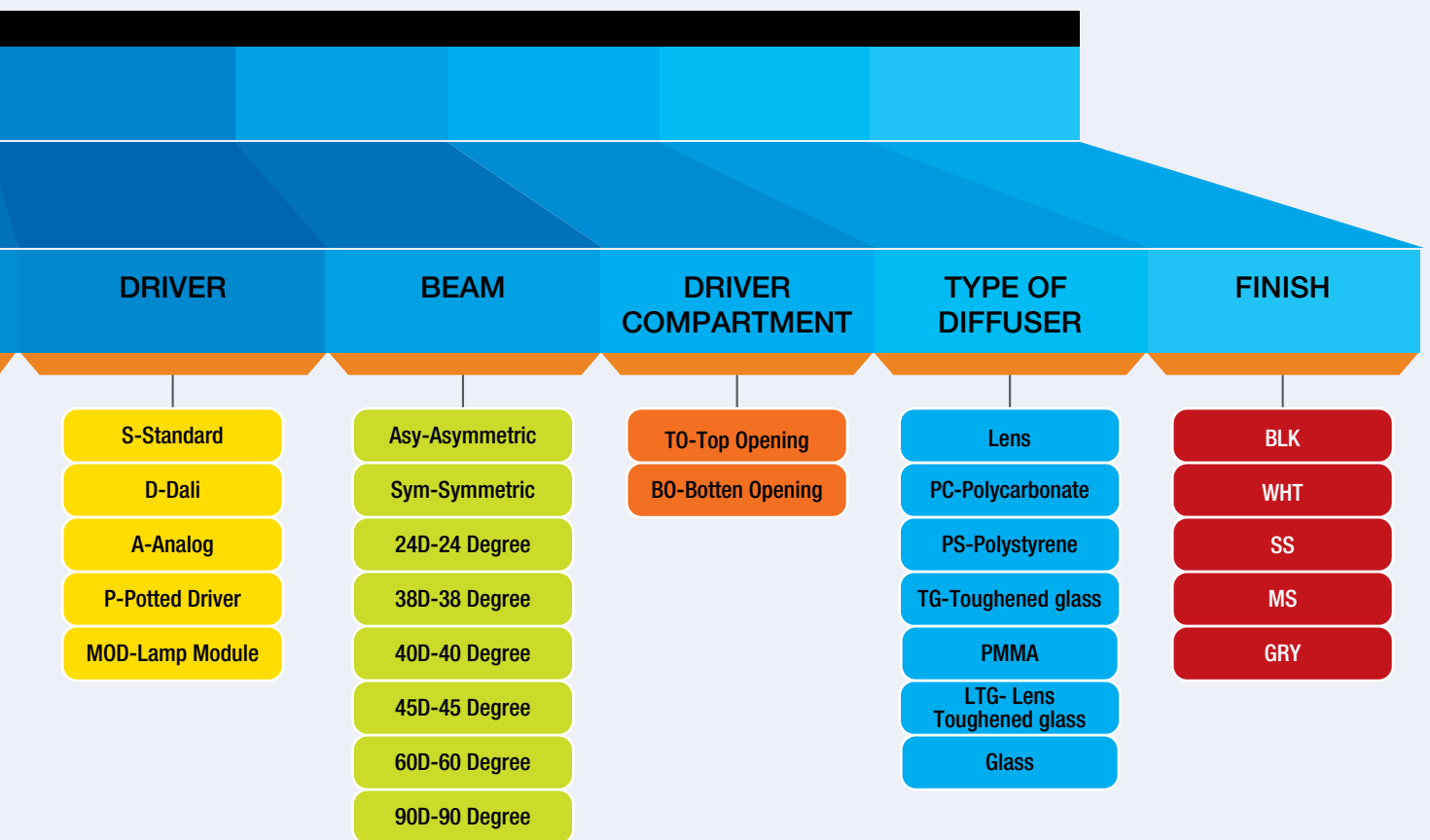
PRODUCT CODE



EXAMPLES:

| PRODUCT NAME | TYPE | MOUNTING | WATTAGE | LED | CCT |
|---|------|----------|---------|-----|-----|
| BAYBRITESAUCERHBP200WLED757WBTOLTG | | | | | |
| BAYBRITESAUCER | HB | P | 200W | LED | 757 |
| ENDURAPEARLSL15WLED757SASYTOPC | | | | | |
| ENDURAPEARL | SL | - | 15W | LED | 757 |
| VENUSNEOHE2X2PLR18-42WLED857MOD | | | | | |
| VENUSNEOHE2X2 | PL | R | 34W | LED | 857 |

NOMENCLATURE



| DRIVER | BEAM | DRIVER COMPARTMENT | TYPE OF DIFFUSER | FINISH |
|--------|------|--------------------|------------------|--------|
| - | WB | TO | LTG | - |
| - | SASY | TO | PC | - |
| S | - | - | - | - |



Indoor Commercial LED Luminaires

Indoor lighting is an art. Havells understands human centric lighting which improves well-being and increases productivity. Hallmark of every luminaires shipped from Havells factory is a silent whisper of creativity and technology at its best.

DESTELLO SUSPENDED

Uniquely clean & simple lighting system offering continuous, uniform lines of light across ceilings. The aluminium extruded suspended light gives continuous lines of light distribution with the possibility of various shapes (suspension system included).

| Item Description | HSN Code | List Price (₹) | Case Lot (No) |
|--------------------------------|----------|----------------|---------------|
| DESTELLO50LP/S25WLED840SPMMAWH | 9405 | 5150/- | 04 |
| DESTELLO50LP/S25WLED857SPMMAWH | 9405 | 5150/- | 04 |
| DESTELLO50LP/S36WLED840SPMMAWH | 9405 | 5650/- | 04 |
| DESTELLO50LP/S36WLED857SPMMAWH | 9405 | 5650/- | 04 |
| DESTELLO70LP/S25WLED840SPMMAWH | 9405 | 6450/- | 04 |
| DESTELLO70LP/S25WLED857SPMMAWH | 9405 | 6450/- | 04 |
| DESTELLO70LP/S36WLED840SPMMAWH | 9405 | 6950/- | 04 |
| DESTELLO70LP/S36WLED857SPMMAWH | 9405 | 6950/- | 04 |

Fixture size in mm (LxWxH) 1137x53x76 for (50mm), 1137x73x86 for (70mm).

Joining kit and Mains cable to be ordered separately.

Also available in 2 ft and 8 ft length - refer TDS for ordering codes.



DESTELLO RECESSED

Uniquely clean & simple lighting system offering continuous, uniform lines of light across ceilings. The aluminium extruded recessed light meant for POP/Gypsum ceilings gives continuous lines of light distribution with the possibility of various shapes (recess mounting clamps included).

| Item Description | HSN Code | List Price (₹) | Case Lot (No) |
|------------------------------|----------|----------------|---------------|
| DESTELLO50LR25WLED840SPMMAWH | 9405 | 5150/- | 04 |
| DESTELLO50LR25WLED857SPMMAWH | 9405 | 5150/- | 04 |
| DESTELLO50LR36WLED840SPMMAWH | 9405 | 5650/- | 04 |
| DESTELLO50LR36WLED857SPMMAWH | 9405 | 5650/- | 04 |
| DESTELLO70LR25WLED840SPMMAWH | 9405 | 6450/- | 04 |
| DESTELLO70LR25WLED857SPMMAWH | 9405 | 6450/- | 04 |
| DESTELLO70LR36WLED840SPMMAWH | 9405 | 6950/- | 04 |
| DESTELLO70LR36WLED857SPMMAWH | 9405 | 6950/- | 04 |

Fixture size in mm (LxWxH) 1148x67x73 for (50mm), 1148x89x86 for (70mm).

Joining kit and Mains cable to be ordered separately.

Also available in 2 ft and 8 ft length - refer TDS for ordering codes.



DESTELLO SUSPENDED DIRECT-INDIRECT

Uniquely clean & simple lighting system offering, uniform lines of light across ceilings. The aluminum extruded direct-indirect light effect gives homogenous light distribution effect & enhances the visual comfort (suspension system included).

| Item Description | HSN Code | List Price (₹) | Case Lot (No) |
|------------------------------|----------|----------------|---------------|
| DESTELLODILP36WLED840SPMMAWH | 9405 | 7950/- | 04 |
| DESTELLODILP36WLED857SPMMAWH | 9405 | 7950/- | 04 |

Fixture size in mm (LxWxH) 1136x54x74.

Joining kit and Mains cable to be ordered separately.



SABER

SABER LED merges classic styling with cutting edge technology to provide quality illumination and superior optical control. Use of direct/ indirect LED light engines makes it excellent choice for low height ceiling applications and areas where ceiling uniformity and indirect lighting is important (suspension system included).

| Item Description | HSN Code | List Price (₹) | Case Lot (No) |
|-------------------------|----------|----------------|---------------|
| SABERLP36WLED840SPMMAWH | 9405 | 9150/- | 02 |
| SABERLP36WLED857SPMMAWH | 9405 | 9150/- | 02 |

Fixture size in mm (LxWxH) 1283x163x46.

Joining kit and Mains cable to be ordered separately.



Indoor Commercial LED Luminaires

ARCHITECTURAL RANGE

LICON

LICON LED merges classic styling with cutting edge technology to provide quality illumination and superior optical control. Use of direct/ indirect LED light engines makes it excellent choice for low height ceiling applications and areas where ceiling uniformity and indirect lighting is important (secondary suspension kit included).

| Item Description | HSN Code | List Price (₹) | Case Lot (No) |
|------------------------|----------|----------------|---------------|
| LICONLP36WLED840SPCGRY | 9405 | 7150/- | 01 |
| LICONLP36WLED857SPCGRY | 9405 | 7150/- | 01 |

Fixture size in mm (LxWxH) 1206x170x40.

Primary suspension kit with mains cable to be ordered separately.



TECHZONE

Uniquely clean & simple lighting system offering continuous light for Armstrong Techzone ceiling system. The minimal design offers outstanding visual comfort with end to end seamless integration

| Item Description | HSN Code | List Price (₹) | Case Lot (No) |
|----------------------------|----------|----------------|---------------|
| TECHZONELR28WLED840SPMMAWH | 9405 | 5465/- | 01 |
| TECHZONELR28WLED857SPMMAWH | 9405 | 5465/- | 01 |

Fixture size in mm (LxWxH) 1196x146x102.



WINGO

Specially designed direct-indirect transparent optical system which provides sufficient light levels on work plane and at the same time illuminating the ceiling with a harmonious and pleasant appearance.

| Item Description | HSN Code | List Price (₹) | Case Lot (No) |
|--------------------------|----------|----------------|---------------|
| WINGOLP40WLED830SPMMABLK | 9405 | 13500/- | 01 |
| WINGOLP40WLED840SPMMABLK | 9405 | 13500/- | 01 |
| WINGOLP40WLED857SPMMABLK | 9405 | 13500/- | 01 |

Fixture size in mm (LxWxH) 1112x280x48.



CONSTA LED

Suspended architectural LED luminaire provides soft-light and glare free symmetrical illumination (with continuous mounting end cap).

| Item Description | HSN Code | List Price (₹) | Case Lot (No) |
|------------------------------|----------|----------------|---------------|
| CONSTA544LP20WLED830SPMMAWH | 9405 | 2780/- | 04 |
| CONSTA544LP20WLED840SPMMAWH | 9405 | 2780/- | 04 |
| CONSTA544LP20WLED857SPMMAWH | 9405 | 2780/- | 04 |
| CONSTA1144LP40WLED830SPMMAWH | 9405 | 4750/- | 04 |
| CONSTA1144LP40WLED840SPMMAWH | 9405 | 4750/- | 04 |
| CONSTA1144LP40WLED857SPMMAWH | 9405 | 4750/- | 04 |

Fixture size in mm (LxWxH) 600x106x60 (for 20W) & 1200x106x60 (for 40W).



Indoor Commercial LED Luminaires

ARCHITECTURAL RANGE

MONDO

Mondo is a suspended LED luminaire that combines uncompromising design with high lighting levels and good ergonomics. The circular model is a good alternative for general lighting purposes.

| Item Description | HSN Code | List Price (₹) | Case Lot (No) |
|-----------------------------|----------|----------------|---------------|
| MONDO400RDP/S25WLED830SPSWH | 9405 | 6250/- | 04 |
| MONDO400RDP/S25WLED840SPSWH | 9405 | 6250/- | 04 |
| MONDO400RDP/S25WLED857SPSWH | 9405 | 6250/- | 04 |
| MONDO600RDP/S36WLED830SPSWH | 9405 | 11500/- | 02 |
| MONDO600RDP/S36WLED840SPSWH | 9405 | 11500/- | 02 |
| MONDO600RDP/S36WLED857SPSWH | 9405 | 11500/- | 02 |

Fixture size in mm Dia 400, Height 70 for (400mm), Dia 600, Height 70 for (600mm).
Mounting Kits to be ordered separately.



ACCESSORIES FOR SUSPENDED LIGHTS (To be ordered separately)

| Item Description | HSN Code | List Price (₹) | Case Lot (No) |
|-------------------------------|----------|----------------|---------------|
| 3COREMAINSABLE1.5MTRWH | 7616 | 220/- | 50 |
| JOININGKITFORDESTELLO50P/S/DI | 7616 | 150/- | 25 |
| JOININGKITFORDESTELLO50/70R | 7616 | 150/- | 25 |
| JOININGKITFORSABER | 7616 | 255/- | 25 |
| JOININGKITFORDESTELLO70P/S | 7616 | 150/- | 25 |
| MONDOMOUNTINGKITP | 7415 | 450/- | 25 |
| MONDOMOUNTINGKITS | 7415 | 450/- | 25 |
| LICONSUSKITWITHMAINSABLE | 7415 | 375/- | 01 |



Indoor Commercial LED Luminaires

BATTEN

LUMILINE

Basic all purpose surface and wall mounted LED batten with polycarbonate housing & integrated electronic driver.

| Item Description | HSN Code | List Price (₹) | Case Lot (No) |
|--------------------------|----------|----------------|---------------|
| LUMILINEBS9WLED830SPCWH | 9405 | 510/- | 10 |
| LUMILINEBS9WLED840SPCWH | 9405 | 510/- | 10 |
| LUMILINEBS9WLED865SPCWH | 9405 | 510/- | 10 |
| LUMILINEBS18WLED830SPCWH | 9405 | 625/- | 10 |
| LUMILINEBS18WLED840SPCWH | 9405 | 625/- | 10 |
| LUMILINEBS18WLED865SPCWH | 9405 | 625/- | 10 |
| LUMILINEBS20WLED830SPCWH | 9405 | 640/- | 10 |
| LUMILINEBS20WLED840SPCWH | 9405 | 640/- | 10 |
| LUMILINEBS20WLED865SPCWH | 9405 | 640/- | 10 |

Fixture size in mm (LxWxH) 600x25x40 (for 9W), 1150x25x40 (for 18W) & 1150x25x40 (for 20W).



ENDURA LINEAR NEO

Surface and wall mounted LED batten, extruded aluminium housing provided for efficient heat dissipation with polycarbonate diffuser & integrated electronic driver.

| Item Description | HSN Code | List Price (₹) | Case Lot (No) |
|---------------------------------|----------|----------------|---------------|
| ENDURALINEARNEOBS10WLED830SPCWH | 9405 | 975/- | 10 |
| ENDURALINEARNEOBS10WLED840SPCWH | 9405 | 975/- | 10 |
| ENDURALINEARNEOBS10WLED865SPCWH | 9405 | 975/- | 10 |
| ENDURALINEARNEOBS20WLED830SPCWH | 9405 | 1335/- | 10 |
| ENDURALINEARNEOBS20WLED840SPCWH | 9405 | 1335/- | 10 |
| ENDURALINEARNEOBS20WLED865SPCWH | 9405 | 1335/- | 10 |
| ENDURALINEARNEOBS22WLED830SPCWH | 9405 | 1385/- | 10 |
| ENDURALINEARNEOBS22WLED840SPCWH | 9405 | 1385/- | 10 |
| ENDURALINEARNEOBS22WLED865SPCWH | 9405 | 1385/- | 10 |

Fixture size in mm (LxWxH) 600x108x62 (for 10W) & 1200x108x62 (for 20W/22W).



STOUT PLUS

Stout Plus LED is a complete range of industrial LED battens to replace traditional T8 battens (600mm & 1200mm). The range is perfect for lighting large areas such as corridors, warehouses & general purpose spaces.

| Item Description | HSN Code | List Price (₹) | Case Lot (No) |
|-------------------------------|----------|----------------|---------------|
| STOUTPLUS600BS20WLED840SPCWH | 9405 | 2350/- | 04 |
| STOUTPLUS600BS20WLED857SPCWH | 9405 | 2350/- | 04 |
| STOUTPLUS1200BS40WLED840SPCWH | 9405 | 3250/- | 04 |
| STOUTPLUS1200BS40WLED857SPCWH | 9405 | 3250/- | 04 |

Fixture size in mm (LxWxH) 605x66x76mm for 20W, 1205x66x76mm for 40W.



REGAL BATTEN FOR LED TUBE

Universal batten for T5 and T8 lamps.

| Item Description | HSN Code | List Price (₹) | Case Lot (No) |
|------------------------------|----------|----------------|---------------|
| REGALBATTENT8UPTO1X22WSSBSWH | 9405* | 315/- | 10 |
| REGALBATTENT8UPTO2X22WSSBSWH | 9405* | 370/- | 10 |
| REGALBATTENT8UPTO1X22WDSBSWH | 9405* | 315/- | 10 |
| REGALBATTENT8UPTO2X22WDSBSWH | 9405* | 370/- | 10 |
| REGALBATTENT5UPTO1X18WDSBSWH | 9405* | 315/- | 10 |

LED Tubes to be ordered separately.



CRYSTAL GLASS LED TUBELIGHT (Double Side Connection)

Ultra bright glass LED Tubelight with very high efficacy suited for installation in existing T8 fitting with G13 lamp holders.

| Item Description | HSN Code | List Price (₹) | Case Lot (No) |
|----------------------------------|----------|----------------|---------------|
| CRYSTAL1213T8DSTL13WLED865SGLASS | 9405 | 410/- | 20 |
| CRYSTAL1213T8DSTL15WLED865SGLASS | 9405 | 410/- | 20 |
| CRYSTAL1213T8DSTL18WLED865SGLASS | 9405 | 415/- | 20 |
| CRYSTAL1213T8DSTL20WLED865SGLASS | 9405 | 425/- | 20 |



PHOTON ULTRA LED TUBELIGHT (Single Side Connection)

Ultra bright LED polycarbonate Tubelight with very high efficacy suited for installation in existing T8 fitting with G13 lamp holders.

| Item Description | HSN Code | List Price (₹) | Case Lot (No) |
|-----------------------------------|----------|----------------|---------------|
| PHOTONULTRA603T8SSTL10WLED865SPC | 9405 | 430/- | 10 |
| PHOTONULTRA1213T8SSTL13WLED865SPC | 9405 | 615/- | 25 |
| PHOTONULTRA1213T8SSTL15WLED865SPC | 9405 | 625/- | 25 |
| PHOTONULTRA1213T8SSTL18WLED865SPC | 9405 | 630/- | 25 |
| PHOTONULTRA1213T8SSTL20WLED865SPC | 9405 | 640/- | 25 |



PHOTON ULTRA PLUS LED TUBELIGHT (Single Side Connection)

Ultra bright LED polycarbonate Tubelight with <10% THD with very high efficacy suited for installation in existing T8 fitting with G13 lamp holders.

| Item Description | HSN Code | List Price (₹) | Case Lot (No) |
|------------------------------------|----------|----------------|---------------|
| PHOTONULTRA+603T8SSTL10WLED865SPC | 9405 | 545/- | 10 |
| PHOTONULTRA+1213T8SSTL13WLED865SPC | 9405 | 690/- | 25 |
| PHOTONULTRA+1213T8SSTL15WLED865SPC | 9405 | 695/- | 25 |
| PHOTONULTRA+1213T8SSTL18WLED865SPC | 9405 | 700/- | 25 |
| PHOTONULTRA+1213T8SSTL20WLED865SPC | 9405 | 705/- | 25 |



TITANIA NEO LED TUBELIGHT (Single Side Connection)

Ultra bright integrated aluminum heat sink LED Tubelight with high efficacy suited for installation in existing T8 fitting with G13 lamp holders.

| Item Description | HSN Code | List Price (₹) | Case Lot (No) |
|----------------------------------|----------|----------------|---------------|
| TITANIANEO1213T8SSTL18WLED865SPC | 9405 | 725/- | 25 |
| TITANIANEO1213T8SSTL20WLED865SPC | 9405 | 735/- | 25 |



CRYSTAL SLEEK GLASS T5 LED TUBELIGHT (Double Side Connection)

Ultra bright glass LED tubelight with internal driver and high efficacy suited for installation in existing T5 fitting with G5 lamp holders.

| Item Description | HSN Code | List Price (₹) | Case Lot (No) |
|----------------------------------|----------|----------------|---------------|
| CRYSTAL549T5DSTL8WLED865SGLASS | 9405 | 415/- | 30 |
| CRYSTAL1149T5DSTL16WLED865SGLASS | 9405 | 615/- | 30 |



Indoor Commercial LED Luminaires

RETROFIT LAMPS

TITANIA SLEEK NEW T5 LED TUBELIGHT (Double Side Connection)

Ultra bright LED Tubelight with aluminium heat sink & polycarbonate diffuser having high efficacy suited for installation in existing T5 fitting with G5 lamp holders, LED driver outside.

| Item Description | HSN Code | List Price (₹) | Case Lot (No) |
|------------------------------------|----------|----------------|---------------|
| TITANIASLEEK549T5DSTL9WLED865SPC | 9405 | 645/- | 10 |
| TITANIASLEEK1149T5DSTL18WLED865SPC | 9405 | 865/- | 25 |



PHOTON ULTRA PL-L

Ultra bright LED PL-L with very high efficacy suited for installation in existing 2G11 lamp holders.

| Item Description | HSN Code | List Price (₹) | Case Lot (No) |
|---------------------------------|----------|----------------|---------------|
| PHOTONULTRAPLL222TL9WLED865SPC | 9405 | 650/- | 25 |
| PHOTONULTRAPLL419TL18WLED865SPC | 9405 | 740/- | 25 |



LED FLEXI STRIP

Flexible LED strip uses high brightness SMD LED as the light source for indoor application only. It is highly suitable for cove-lighting, decorative lighting etc.

| Item Description | HSN Code | List Price (₹) | Case Lot (No) |
|------------------------------|----------|----------------|---------------|
| FLEXISTRIP5MTRIP2024WLED830S | 9405 | 1190/- | 01 |
| FLEXISTRIP5MTRIP2024WLED860S | 9405 | 1190/- | 01 |
| FLEXISTRIP5MTRIP2055WLED830S | 9405 | 1725/- | 01 |
| FLEXISTRIP5MTRIP2055WLED860S | 9405 | 1725/- | 01 |
| FLEXISTRIPDRIVER24WS | 9405 | 670/- | 01 |
| FLEXISTRIPDRIVER72WS | 9405 | 1355/- | 01 |



VENUS NEO HE

Ultra modern designed architectural LED luminaire which provides soft-light and glare free symmetrical illumination suitable for Armstrong/Grid ceiling.

| Item Description | HSN Code | List Price (₹) | Case Lot (No) |
|----------------------------|----------|----------------|---------------|
| VENUSNEOHE2X2PLR18WLED8XXS | 9405 | 3300/- | 02 |
| VENUSNEOHE2X2PLR24WLED8XXS | 9405 | 3300/- | 02 |
| VENUSNEOHE2X2PLR28WLED8XXS | 9405 | 3400/- | 02 |
| VENUSNEOHE2X2PLR34WLED8XXS | 9405 | 3400/- | 02 |
| VENUSNEOHE2X2PLR36WLED8XXS | 9405 | 3400/- | 02 |
| VENUSNEOHE2X2PLR42WLED8XXS | 9405 | 3700/- | 06 |
| VENUSNEOHE4X1PLR28LED8XXS | 9405 | 3400/- | 06 |
| VENUSNEOHE4X1PLR36WLED8XXS | 9405 | 3700/- | 06 |

Fixture size in mm (LxWxH) 595x595x65 for 2x2, 1180x280x70 for 4x1.

8XX denotes respective required colour temperature, for example 830 for 3000K, 840 for 4000K & 857 for 5700K.

Driver packed separately.



VENUS NEO TUNABLE WHITE

Light that mimics the pattern of sun from dawn to dusk by changing the colour temperatures. Recessed mounted 2x2 luminaire suitable for Armstrong/Grid ceiling.

| Item Description | HSN Code | List Price (₹) | Case Lot (No) |
|---------------------------|----------|----------------|---------------|
| VENUSNEOTW2X2PLR42WLEDTWA | 9405 | 7760/- | 02 |
| BLUETOOTH1-10VCONV42W | 9405 | 2780/- | 01 |

Fixture size in mm (LxWxH) 595x595x65.

Ordering: Fixture + Bluetooth (1 bluetooth can control upto 4 fixtures).



PLUTO NEO PANEL 2X2

Environmental friendly, new generation, aesthetically designed, ultra modern recess mounting luminaire with high brightness SMD LEDs as light source, suitable for Armstrong/Grid ceiling.

| Item Description | HSN Code | List Price (₹) | Case Lot (No) |
|--------------------------|----------|----------------|---------------|
| PLUTONEO2X2PLR28WLED840S | 9405 | 4480/- | 02 |
| PLUTONEO2X2PLR28WLED857S | 9405 | 4480/- | 02 |
| PLUTONEO2X2PLR34WLED840S | 9405 | 4570/- | 02 |
| PLUTONEO2X2PLR34WLED857S | 9405 | 4570/- | 02 |
| PLUTONEO2X2PLR42WLED840S | 9405 | 4840/- | 02 |
| PLUTONEO2X2PLR42WLED857S | 9405 | 4840/- | 02 |

Fixture size in mm (LxWxH) 595x595x70.



PLUTO NEO PANEL 4X1

Environmental friendly, new generation, aesthetically designed, ultra modern recess mounting luminaire with high brightness SMD LEDs as light source, suitable for Armstrong/Grid ceiling.

| Item Description | HSN Code | List Price (₹) | Case Lot (No) |
|--------------------------|----------|----------------|---------------|
| PLUTONEO4X1PLR30WLED840S | 9405 | 4750/- | 02 |
| PLUTONEO4X1PLR30WLED857S | 9405 | 4750/- | 02 |
| PLUTONEO4X1PLR36WLED840S | 9405 | 5020/- | 02 |
| PLUTONEO4X1PLR36WLED857S | 9405 | 5020/- | 02 |

Fixture size in mm (LxWxH) 1195x295x70.



Indoor Commercial LED Luminaires

PANEL LIGHTING

PLUTO 2X1

High efficacy 2x1 recess LED flat panel with high brightness LED for glare-free homogenous illumination. Also for POP ceilings (supplied with wedge brackets)

| Item Description | HSN Code | List Price (₹) | Case Lot (No) |
|-----------------------|----------|----------------|---------------|
| PLUTO2X1PLR20WLED840S | 9405 | 3270/- | 02 |
| PLUTO2X1PLR20WLED857S | 9405 | 3270/- | 02 |
| PLUTO2X1PLR28WLED840S | 9405 | 3630/- | 02 |
| PLUTO2X1PLR28WLED857S | 9405 | 3630/- | 02 |

Fixture size in mm (LxWxH) 595x295x70.



PLUTO 1X1

High efficacy 1x1 recess LED flat panel with high brightness LED for glare-free homogenous illumination. Also for POP ceilings (supplied with wedge brackets).

| Item Description | HSN Code | List Price (₹) | Case Lot (No) |
|-----------------------|----------|----------------|---------------|
| PLUTO1X1PLR15WLED840S | 9405 | 2105/- | 01 |
| PLUTO1X1PLR15WLED857S | 9405 | 2105/- | 01 |

Fixture size in mm (LxWxH) 295x295x70.



ENDURA SLIM PRO PLUS 2X2 (Driver to be ordered separately)

LED edge-lit luminaire suitable for armstrong/grid ceiling complete for low ceiling applications.

| Item Description | HSN Code | List Price (₹) | Case Lot (No) |
|--|----------|----------------|---------------|
| ENDURASLIMPROPLUS2X2PLR28/36WLED840MOD | 9405 | 2650/- | 04 |
| ENDURASLIMPROPLUS2X2PLR28/36WLED857MOD | 9405 | 2650/- | 04 |
| LEDDRIVER36V28WS | 9405 | 670/- | 40 |
| LEDDRIVER36V36WS | 9405 | 670/- | 40 |

Fixture size in mm (LxWxH) 595x595x11. **Ordering: Module + Driver.**



ENDURA SLIM PRO PLUS 4X1 (Driver to be ordered separately)

LED edge-lit luminaire suitable for armstrong/grid ceiling complete for low ceiling applications.

| Item Description | HSN Code | List Price (₹) | Case Lot (No) |
|--|----------|----------------|---------------|
| ENDURASLIMPROPLUS4X1PLR28/34WLED840MOD | 9405 | 2950/- | 04 |
| ENDURASLIMPROPLUS4X1PLR28/34WLED857MOD | 9405 | 2950/- | 04 |
| LEDDRIVER30V28WS | 9405 | 810/- | 40 |
| LEDDRIVER30V34WS | 9405 | 850/- | 40 |

Fixture size in mm (LxWxH) 1174x270x15. **Ordering: Module + Driver.**



SCOOP

Innovative direct/indirect luminaire suitable for armstrong/grid ceiling with high brightness LEDs and conical de-glaring prism center panel for efficient down light.

| Item Description | HSN Code | List Price (₹) | Case Lot (No) |
|-----------------------|----------|----------------|---------------|
| SCOOP2X2PLR34WLED840S | 9405 | 4900/- | 02 |
| SCOOP2X2PLR34WLED857S | 9405 | 4900/- | 02 |

Fixture size in mm (LxWxH) 595x595x70.



PLUTO PANEL (SURFACE)

Aesthetically designed 1x1, 2x2 & 4x1 LED flat panel for surface mounting which provides soft-light and glare free symmetrical illumination.

| Item Description | HSN Code | List Price (₹) | Case Lot (No) |
|------------------------------|----------|----------------|---------------|
| PLUTOSURFACE1X1PLS15WLED840S | 9405 | 2240/- | 02 |
| PLUTOSURFACE1X1PLS15WLED857S | 9405 | 2240/- | 02 |
| PLUTOSURFACE2X2PLS34WLED840S | 9405 | 5020/- | 02 |
| PLUTOSURFACE2X2PLS34WLED857S | 9405 | 5020/- | 02 |
| PLUTOSURFACE2X2PLS42WLED840S | 9405 | 5380/- | 02 |
| PLUTOSURFACE2X2PLS42WLED857S | 9405 | 5380/- | 02 |
| PLUTOSURFACE4X1PLS34WLED840S | 9405 | 5020/- | 02 |
| PLUTOSURFACE4X1PLS34WLED857S | 9405 | 5020/- | 02 |
| PLUTOSURFACE4X1PLS42WLED840S | 9405 | 5380/- | 02 |
| PLUTOSURFACE4X1PLS42WLED857S | 9405 | 5380/- | 02 |

Fixture size in mm (LxWxH) 300x300x70 (1x1), 600x600x70 (2x2), 1200x300x70 (4x1).




ALUMINIUM FRAME FOR POP/GYPSUM BOARD 2X2 PANEL LIGHT

Aesthetically designed 1x1, 2x2 & 4x1 LED flat panel for surface mounting which provides soft-light and glare free symmetrical illumination.

| Item Description | HSN Code | List Price (₹) | Case Lot (No) |
|-------------------|----------|----------------|---------------|
| ALFRAME2X2POP/GBR | 7308 | 950/- | 02 |

Frame size in mm 600x600x70.



Indoor Commercial LED Luminaires

DOWNLIGHTS

ORBIT

Ultra bright compact 5W LED downlighter with high efficacy LEDs, ideally suited for low ceiling areas to give glare free light (IP44 from front only).

| Item Description | HSN Code | List Price (₹) | Case Lot (No) |
|-------------------|----------|----------------|---------------|
| ORBITDLR5WLED830S | 9405 | 630/- | 12 |
| ORBITDLR5WLED840S | 9405 | 630/- | 12 |
| ORBITDLR5WLED857S | 9405 | 630/- | 12 |

Ceiling cutout Ø 95 mm, height 83 mm.



INTEGRA NEO

Recess mounted downlighter with pressure die-cast aluminium heat sink & PC diffuser in white powder coated finish with integrated driver.

| Item Description | HSN Code | List Price (₹) | Case Lot (No) |
|-------------------------|----------|----------------|---------------|
| INTEGRANEODLR10WLED830S | 9405 | 780/- | 12 |
| INTEGRANEODLR10WLED840S | 9405 | 780/- | 12 |
| INTEGRANEODLR10WLED857S | 9405 | 780/- | 12 |
| INTEGRANEODLR12WLED840S | 9405 | 1025/- | 08 |
| INTEGRANEODLR12WLED857S | 9405 | 1025/- | 08 |
| INTEGRANEODLR15WLED830S | 9405 | 1040/- | 08 |
| INTEGRANEODLR15WLED840S | 9405 | 1040/- | 08 |
| INTEGRANEODLR15WLED857S | 9405 | 1040/- | 08 |
| INTEGRANEODLR24WLED830S | 9405 | 1650/- | 06 |
| INTEGRANEODLR24WLED840S | 9405 | 1650/- | 06 |
| INTEGRANEODLR24WLED857S | 9405 | 1650/- | 06 |

Ceiling cutout Ø 90mm, height 90 mm Attachment 10W. Ceiling cutout Ø 138mm, height 90 mm for 12/15W. Ceiling cutout Ø 175 mm, height 92 mm for 24W.



INTEGRA GRAND

Recess mounted downlighter with pressure die-cast aluminium heat sink & PC diffuser in white powder coated finish with integrated driver.

| Item Description | HSN Code | List Price (₹) | Case Lot (No) |
|--------------------------|----------|----------------|---------------|
| INTEGRAGRANDDL10WLED830S | 9405 | 1085/- | 12 |
| INTEGRAGRANDDL10WLED840S | 9405 | 1085/- | 12 |
| INTEGRAGRANDDL10WLED857S | 9405 | 1085/- | 12 |
| INTEGRAGRANDDL15WLED830S | 9405 | 1570/- | 12 |
| INTEGRAGRANDDL15WLED840S | 9405 | 1570/- | 12 |
| INTEGRAGRANDDL15WLED857S | 9405 | 1570/- | 12 |

Ceiling cutout Ø 175 mm, height 92 mm.



RISE

Recess mounted pressure die-cast aluminium luminaire in powder coated white finish with drop down PC diffuser with optimized heat sink for efficient heat dissipation and separate replaceable electronic driver.

| Item Description | HSN Code | List Price (₹) | Case Lot (No) |
|-------------------|----------|----------------|---------------|
| RISEDLR15WLED830S | 9405 | 1570/- | 12 |
| RISEDLR15WLED840S | 9405 | 1570/- | 12 |
| RISEDLR15WLED857S | 9405 | 1570/- | 12 |

Ceiling cutout Ø 155 mm, height 45 mm.



ENDURA DL NEO 7/10/12/15/18W

Recess mounted pressure die-cast aluminium luminaire in powder coated white finish in round profile with optimized heat sink for efficient heat dissipation and separate replaceable electronic driver.

| Item Description | HSN Code | List Price (₹) | Case Lot (No) |
|------------------------|----------|----------------|---------------|
| ENDURANEODLR7WLED830S | 9405 | 895/- | 12 |
| ENDURANEODLR7WLED840S | 9405 | 895/- | 12 |
| ENDURANEODLR7WLED857S | 9405 | 895/- | 12 |
| ENDURANEODLR10WLED840S | 9405 | 1120/- | 12 |
| ENDURANEODLR10WLED857S | 9405 | 1120/- | 12 |
| ENDURANEODLR12WLED830S | 9405 | 1390/- | 12 |
| ENDURANEODLR12WLED840S | 9405 | 1390/- | 12 |
| ENDURANEODLR12WLED857S | 9405 | 1390/- | 12 |
| ENDURANEODLR15WLED830S | 9405 | 1570/- | 12 |
| ENDURANEODLR15WLED840S | 9405 | 1570/- | 12 |
| ENDURANEODLR15WLED857S | 9405 | 1570/- | 12 |
| ENDURANEODLR18WLED830S | 9405 | 1695/- | 12 |
| ENDURANEODLR18WLED840S | 9405 | 1695/- | 12 |
| ENDURANEODLR18WLED857S | 9405 | 1695/- | 12 |

Ceiling cutout Ø 100 mm, height 53 mm for 7/10W.
Ceiling cutout Ø 155 mm, height 45 mm for 12/15/18W.



ENDURA DL NEO 21/25W

Recess mounted LED downlighter elegantly designed pressure die-cast Al. heat sink for efficient heat dissipation and separate replaceable electronic driver.

| Item Description | HSN Code | List Price (₹) | Case Lot (No) |
|------------------------|----------|----------------|---------------|
| ENDURANEODLR21WLED840S | 9405 | 2375/- | 08 |
| ENDURANEODLR21WLED857S | 9405 | 2375/- | 08 |
| ENDURANEODLR25WLED840S | 9405 | 2510/- | 08 |
| ENDURANEODLR25WLED857S | 9405 | 2510/- | 08 |

Ceiling cutout Ø 180 mm, height 68 mm.



ENDURA HO

Endura HO is a highly efficient downlight with efficacy of 100 lm/W designed to replace CFL luminaire solutions. With its IP44 rating, the range is perfect for corridors, WCs, high public circulation areas and reception areas.

| Item Description | HSN Code | List Price (₹) | Case Lot (No) |
|-----------------------|----------|----------------|---------------|
| ENDURAHODLR12WLED830S | 9405 | 1505/- | 12 |
| ENDURAHODLR12WLED840S | 9405 | 1505/- | 12 |
| ENDURAHODLR12WLED857S | 9405 | 1505/- | 12 |
| ENDURAHODLR15WLED830S | 9405 | 1670/- | 12 |
| ENDURAHODLR15WLED840S | 9405 | 1670/- | 12 |
| ENDURAHODLR15WLED857S | 9405 | 1670/- | 12 |
| ENDURAHODLR21WLED830S | 9405 | 2035/- | 12 |
| ENDURAHODLR21WLED840S | 9405 | 2035/- | 12 |
| ENDURAHODLR21WLED857S | 9405 | 2035/- | 12 |
| ENDURAHODLR25WLED830S | 9405 | 2225/- | 12 |
| ENDURAHODLR25WLED840S | 9405 | 2225/- | 12 |
| ENDURAHODLR25WLED857S | 9405 | 2225/- | 12 |

Ceiling cutout Ø 145mm, height 45 mm for 12W. Ceiling cutout Ø 175mm, height 55 mm for 15W.
Ceiling cutout Ø 205 mm, height 60 mm for 21W. Ceiling cutout Ø 225 mm, height 65 mm for 25W.



Indoor Commercial LED Luminaires

DOWNLIGHTS

MAESTRO ROUND 15W

New generation, environmental friendly, ultra bright aesthetically design compact downlighter with high brightness LEDs, Ideally suited for low ceiling areas for glare free lighting.

| Item Description | HSN Code | List Price (₹) | Case Lot (No) |
|-----------------------|----------|----------------|---------------|
| MAESTRORDDL15WLED830S | 9405 | 1390/- | 08 |
| MAESTRORDDL15WLED840S | 9405 | 1390/- | 08 |
| MAESTRORDDL15WLED857S | 9405 | 1390/- | 08 |

Ceiling cutout Ø 166 mm, height 74 mm.



MAESTRO SQUARE 15W

Recess mounted LED downlighter elegantly designed pressure die-cast Al. heat sink for efficient heat dissipation and separate replaceable electronic driver.

| Item Description | HSN Code | List Price (₹) | Case Lot (No) |
|-----------------------|----------|----------------|---------------|
| MAESTROSQDL15WLED830S | 9405 | 1390/- | 08 |
| MAESTROSQDL15WLED840S | 9405 | 1390/- | 08 |
| MAESTROSQDL15WLED857S | 9405 | 1390/- | 08 |

Ceiling cutout 155x155 mm, height 74 mm.



ARDOR (Driver to be ordered separately)

Deep recessed antiglare LED downlight for general and accent lighting. The premium white reflector matches the ceiling and accentuates the architecture of the area without compromising the light output.

| Item Description | HSN Code | List Price (₹) | Case Lot (No) |
|-------------------------|----------|----------------|---------------|
| ARDORDLR24WLED830MODWHT | 9405 | 3360/- | 06 |
| ARDORDLR24WLED840MODWHT | 9405 | 3360/- | 06 |
| ARDORDLR24WLED857MODWHT | 9405 | 3360/- | 06 |
| LEDDRIVER24WS | 9405 | 575/- | 06 |
| ARDORDLR35WLED830MODWHT | 9405 | 4465/- | 06 |
| ARDORDLR35WLED840MODWHT | 9405 | 4465/- | 06 |
| ARDORDLR35WLED857MODWHT | 9405 | 4465/- | 06 |
| LEDDRIVER35WS | 9405 | 945/- | 06 |

Ceiling cutout 180 mm, height 90 mm for 24W. Ceiling cutout 210 mm, height 98 mm for 35W.

Ordering: Module + Driver.



EDGEPRO ROUND

The Edgepro range of Slim-Fit low profile downlights are engineered to deliver superior light output and uniformity utilising the latest edge-lit LED technology. An ideal solution where ceiling voids are limited but high lumen output is required.

| Item Description | HSN Code | List Price (₹) | Case Lot (No) |
|-----------------------|----------|----------------|---------------|
| EDGEPRORDDL6WLED840S | 9405 | 630/- | 01 |
| EDGEPRORDDL6WLED857S | 9405 | 630/- | 01 |
| EDGEPRORDDL12WLED840S | 9405 | 960/- | 01 |
| EDGEPRORDDL12WLED857S | 9405 | 960/- | 01 |
| EDGEPRORDDL15WLED840S | 9405 | 1165/- | 01 |
| EDGEPRORDDL15WLED857S | 9405 | 1165/- | 01 |
| EDGEPRORDDL18WLED840S | 9405 | 1435/- | 01 |
| EDGEPRORDDL18WLED857S | 9405 | 1435/- | 01 |

Ceiling cutout Ø 105 mm, height 16 mm for 6W. Ceiling cutout Ø 160 mm, height 16 mm for 12W. Ceiling cutout Ø 180mm, height 16 mm for 15W. Ceiling cutout Ø 210 mm, height 16 mm for 18W.



EDGEPRO SQUARE

The Edgepro range of Slim-Fit low profile downlights are engineered to deliver superior light output and uniformity utilising the latest edge-lit LED technology. An ideal solution where ceiling voids are limited but high lumen output is required.

| Item Description | HSN Code | List Price (₹) | Case Lot (No) |
|------------------------|----------|----------------|---------------|
| EDGEPROSQDLR6WLED840S | 9405 | 630/- | 01 |
| EDGEPROSQDLR6WLED857S | 9405 | 630/- | 01 |
| EDGEPROSQDLR12WLED840S | 9405 | 960/- | 01 |
| EDGEPROSQDLR12WLED857S | 9405 | 960/- | 01 |
| EDGEPROSQDLR15WLED840S | 9405 | 1165/- | 01 |
| EDGEPROSQDLR15WLED857S | 9405 | 1165/- | 01 |
| EDGEPROSQDLR18WLED840S | 9405 | 1435/- | 01 |
| EDGEPROSQDLR18WLED857S | 9405 | 1435/- | 01 |

Ceiling cutout 105x105 mm, height 16 mm for 6W. Ceiling cutout 160x160 mm, height 16 mm for 12W. Ceiling cutout 180x180mm, height 16 mm for 15W. Ceiling cutout 210x210 mm, height 16 mm for 18W.



ENDURA NEO DL SURFACE

Surface mounted LED downlighter with white powder coated aluminium housing with integrated electronic driver.

| Item Description | HSN Code | List Price (₹) | Case Lot (No) |
|-------------------------------|----------|----------------|---------------|
| ENDURANEOSURFACEDLS15WLED840S | 9405 | 1835/- | 10 |
| ENDURANEOSURFACEDLS15WLED857S | 9405 | 1835/- | 10 |
| ENDURANEOSURFACEDLS21WLED857S | 9405 | 2235/- | 10 |

Fixture size in mm Ø 234, Height 57.



INTEGRA NEO (SURFACE)

Surface mounted downlight with white powder coated polycarbonate housing and pressure die-cast heat sink having high efficiency.

| Item Description | HSN Code | List Price (₹) | Case Lot (No) |
|--------------------------------|----------|----------------|---------------|
| INTEGRANEOSURFACEDLS10WLED830S | 9405 | 1235/- | 12 |
| INTEGRANEOSURFACEDLS10WLED840S | 9405 | 1235/- | 12 |
| INTEGRANEOSURFACEDLS10WLED857S | 9405 | 1235/- | 12 |
| INTEGRANEOSURFACEDLS15WLED830S | 9405 | 1320/- | 12 |
| INTEGRANEOSURFACEDLS15WLED840S | 9405 | 1320/- | 12 |
| INTEGRANEOSURFACEDLS15WLED857S | 9405 | 1320/- | 12 |

Fixture size in mm Ø 200, Height 69.



SPARKLE PRO SNOOT (Driver to be ordered separately)

Recess mounted LED wall washers, tilted 70° outwards and swivels 360° to offer best illumination on the wall and retail displays.

| Item Description | HSN Code | List Price (₹) | Case Lot (No) |
|-----------------------------------|----------|----------------|---------------|
| SPARKLEPROSNOOTDLR20WLED830MOD38D | 9405 | 4005/- | 06 |
| SPARKLEPROSNOOTDLR20WLED840MOD38D | 9405 | 4005/- | 06 |
| SPARKLEPROSNOOTDLR20WLED857MOD38D | 9405 | 4005/- | 06 |
| LEDDRIVER20WS | 9405 | 575/- | 06 |
| SPARKLEPROSNOOTDLR30WLED830MOD38D | 9405 | 5420/- | 06 |
| SPARKLEPROSNOOTDLR30WLED840MOD38D | 9405 | 5420/- | 06 |
| SPARKLEPROSNOOTDLR30WLED857MOD38D | 9405 | 5420/- | 06 |
| LEDDRIVER30WS | 9405 | 845/- | 06 |

Ceiling cutout 140 mm, height 140 mm for 20W. Ceiling cutout 175 mm, height 170 mm for 30W.

Ordering: Module + Driver.



Indoor Commercial LED Luminaires

DOWNLIGHTS

SPARKLE PRO ADJUSTABLE (Driver to be ordered separately)

Recess mounted adjustable LED downlights made of extruded Aluminium housing and high power LED as a light source with clear diffuser and separate electronic driver.

| Item Description | HSN Code | List Price (₹) | Case Lot (No) |
|------------------------------|----------|----------------|---------------|
| SPARKLEPROADJDLR8W830MOD40D | 9405 | 975/- | 06 |
| SPARKLEPROADJDLR8W840MOD40D | 9405 | 975/- | 06 |
| SPARKLEPROADJDLR8W857MOD40D | 9405 | 975/- | 06 |
| LEDDRIVER8WS | 9405 | 615/- | 06 |
| SPARKLEPROADJDLR12W830MOD40D | 9405 | 1590/- | 06 |
| SPARKLEPROADJDLR12W840MOD40D | 9405 | 1590/- | 06 |
| SPARKLEPROADJDLR12W857MOD40D | 9405 | 1590/- | 06 |
| LEDDRIVER12WS | 9405 | 630/- | 06 |
| SPARKLEPROADJDLR20W830MOD40D | 9405 | 2340/- | 06 |
| SPARKLEPROADJDLR20W840MOD40D | 9405 | 2340/- | 06 |
| SPARKLEPROADJDLR20W857MOD40D | 9405 | 2340/- | 06 |
| LEDDRIVER20WS | 9405 | 575/- | 06 |
| SPARKLEPROADJDLR30W830MOD40D | 9405 | 3140/- | 06 |
| SPARKLEPROADJDLR30W840MOD40D | 9405 | 3140/- | 06 |
| SPARKLEPROADJDLR30W857MOD40D | 9405 | 3140/- | 06 |
| LEDDRIVER30WS | 9405 | 845/- | 06 |

Ceiling cutout 75 mm, height 55 mm for 8W. Ceiling cutout 85 mm, height 70 mm for 12W. Ceiling cutout 120 mm, height 90 mm for 20W. Ceiling cutout 150 mm, height 98 mm for 30W.

Ordering: Module + Driver.



SPARKLE PRO FIX (Driver to be ordered separately)

Recess mounted fixed LED downlight made of extruded Aluminium housing and high power LED as a light source with clear diffuser and separate electronic driver.

| Item Description | HSN Code | List Price (₹) | Case Lot (No) |
|---------------------------|----------|----------------|---------------|
| SPARKLEPROFIXDLR8W830MOD | 9405 | 840/- | 06 |
| SPARKLEPROFIXDLR8W840MOD | 9405 | 840/- | 06 |
| SPARKLEPROFIXDLR8W857MOD | 9405 | 840/- | 06 |
| LEDDRIVER8WS | 9405 | 615/- | 06 |
| SPARKLEPROFIXDLR12W830MOD | 9405 | 1310/- | 06 |
| SPARKLEPROFIXDLR12W840MOD | 9405 | 1310/- | 06 |
| SPARKLEPROFIXDLR12W857MOD | 9405 | 1310/- | 06 |
| LEDDRIVER12WS | 9405 | 630/- | 06 |
| SPARKLEPROFIXDLR20W830MOD | 9405 | 1850/- | 06 |
| SPARKLEPROFIXDLR20W840MOD | 9405 | 1850/- | 06 |
| SPARKLEPROFIXDLR20W857MOD | 9405 | 1850/- | 06 |
| LEDDRIVER20WS | 9405 | 575/- | 06 |
| SPARKLEPROFIXDLR30W830MOD | 9405 | 2905/- | 06 |
| SPARKLEPROFIXDLR30W840MOD | 9405 | 2905/- | 06 |
| SPARKLEPROFIXDLR30W857MOD | 9405 | 2905/- | 06 |
| LEDDRIVER30WS | 9405 | 845/- | 06 |
| SPARKLEPROFIXDLR45W830MOD | 9405 | 3585/- | 06 |
| SPARKLEPROFIXDLR45W840MOD | 9405 | 3585/- | 06 |
| SPARKLEPROFIXDLR45W857MOD | 9405 | 3585/- | 06 |
| LEDDRIVER45WS | 9405 | 1200/- | 06 |

Ceiling cutout 80 mm, height 60 mm for 8W. Ceiling cutout 105 mm, height 65 mm for 12W. Ceiling cutout 130mm, height 75 mm for 20W. Ceiling cutout 185 mm, height 95 mm for 30W. Ceiling cutout 215mm, height 110 mm for 45W. **Ordering: Module + Driver.**



SPIRIT (Driver to be ordered separately)

A minimalistic & versatile lighting source that offers a wide range of application with different aperture for same lamp unit. The lamp is deep recessed into the fixture to provide a glare-free solution.

| Item Description | HSN Code | List Price (₹) | Case Lot (No) |
|----------------------------------|----------|----------------|---------------|
| SPIRITLAMPUNITDLR10WLED827MOD24D | 9405 | 1715/- | 06 |
| SPIRITLAMPUNITDLR10WLED840MOD24D | 9405 | 1715/- | 06 |
| SPIRITLAMPUNITDLR10WLED827MOD38D | 9405 | 1715/- | 06 |
| SPIRITLAMPUNITDLR10WLED840MOD38D | 9405 | 1715/- | 06 |
| LEDDRIVER10WS | 9405 | 470/- | 06 |
| SPIRITLAMPUNITDLR15WLED827MOD24D | 9405 | 1815/- | 06 |
| SPIRITLAMPUNITDLR15WLED840MOD24D | 9405 | 1815/- | 06 |
| SPIRITLAMPUNITDLR15WLED827MOD38D | 9405 | 1815/- | 06 |
| SPIRITLAMPUNITDLR15WLED840MOD38D | 9405 | 1815/- | 06 |
| LEDDRIVER15WS | 9405 | 630/- | 06 |
| SPIRITATTACHMENTRD-DDL10WWHT | 9405 | 125/- | 06 |
| SPIRITATTACHMENTRD-OVALDL10WWHT | 9405 | 125/- | 06 |
| SPIRITATTACHMENTRD-ODL10WWHT | 9405 | 125/- | 06 |
| SPIRITATTACHMENTRD-SYMDL10WWHT | 9405 | 125/- | 06 |
| SPIRITATTACHMENTRD-ASYMDL10WWHT | 9405 | 125/- | 06 |
| SPIRITATTACHMENTSQ-ODL10WWHT | 9405 | 125/- | 06 |
| SPIRITATTACHMENTRD-DDL15WWHT | 9405 | 150/- | 06 |
| SPIRITATTACHMENTRD-OVALDL15WWHT | 9405 | 150/- | 06 |
| SPIRITATTACHMENTRD-ODL15WWHT | 9405 | 150/- | 06 |
| SPIRITATTACHMENTRD-SYMDL15WWHT | 9405 | 150/- | 06 |
| SPIRITATTACHMENTRD-ASYMDL15WWHT | 9405 | 150/- | 06 |
| SPIRITATTACHMENTSQ-ODL15WWHT | 9405 | 150/- | 06 |

Ceiling cutout 80 mm, height 85 mm Attachment 10W. Ceiling cutout 100 mm, height 85 mm for 15W.

Ordering: Lamp unit + Driver + Attachment.



Attachment RD-D



Attachment RD-Oval



Attachment RD-O



Attachment RD-ASYM



Attachment RD-SYM



Attachment SQ-O

FIO TRACK LIGHT

Track based spot light with high efficiency reflector makes it ideal for lighting-up retail spaces with bright and crisp light throw. Suitable for 3 circuit-4 wire universal tracks.

| Item Description | HSN Code | List Price (₹) | Case Lot (No) |
|--------------------|----------|----------------|---------------|
| FIOTS25W830S45DWHT | 9405 | 7185/- | 08 |
| FIOTS25W830S45DBLK | 9405 | 7185/- | 08 |
| FIOTS25W840S45DWHT | 9405 | 7185/- | 08 |
| FIOTS25W840S45DBLK | 9405 | 7185/- | 08 |
| FIOTS35W830S45DWHT | 9405 | 9220/- | 08 |
| FIOTS35W840S45DWHT | 9405 | 9220/- | 08 |



Indoor Commercial LED Luminaires

DOWNLIGHTS

CYLINDRO

With the high power LED, CYLINDRO offers various luminous intensity levels from 1500-3500 Lumens which is the perfect alternate to conventional HID lamps. Suitable for 3 circuit-4 wire universal tracks.

| Item Description | HSN Code | List Price (₹) | Case Lot (No) |
|----------------------------|----------|----------------|---------------|
| CYLINDROTSS15W830S24DWHT | 9405 | 4620/- | 12 |
| CYLINDROTSS15W830S38DWHT | 9405 | 4620/- | 12 |
| CYLINDROTSS15W840S24DWHT | 9405 | 4620/- | 12 |
| CYLINDROTSS15W840S38DWHT | 9405 | 4620/- | 12 |
| CYLINDROTSS15W857S38DWHT | 9405 | 4620/- | 12 |
| CYLINDROTSS25W830S24DWHT | 9405 | 5445/- | 8 |
| CYLINDROTSS25W830S38DWHT | 9405 | 5445/- | 8 |
| CYLINDROTSS25W840S24DWHT | 9405 | 5445/- | 8 |
| CYLINDROTSS25W840S38DWHT | 9405 | 5445/- | 8 |
| CYLINDROTSS25W857S38DWHT | 9405 | 5445/- | 8 |
| CYLINDROTSS35W830S24DWHT | 9405 | 6360/- | 8 |
| CYLINDROTSS35W830S38DWHT | 9405 | 6360/- | 8 |
| CYLINDROTSS35W840S24DWHT | 9405 | 6360/- | 8 |
| CYLINDROTSS35W840S38DWHT | 9405 | 6360/- | 8 |
| CYLINDROTSS15W830S38DBLK | 9405 | 4620/- | 12 |
| CYLINDROTSS15W840S38DBLK | 9405 | 4620/- | 12 |
| CYLINDROTSS15W857S38DBLK | 9405 | 4620/- | 12 |
| CYLINDROTSS25W830S38DBLK | 9405 | 5445/- | 12 |
| CYLINDROTSS25W830S24DBLK | 9405 | 5445/- | 12 |
| CYLINDROTSS25W857S38DBLK | 9405 | 5445/- | 8 |
| CYLINDROTSS25W840S38DBLK | 9405 | 5445/- | 8 |
| CYLINDROTSS25W840S24DBLK | 9405 | 5445/- | 8 |
| HONEYCOMBATTACHMENT15W | 9405 | 170/- | 8 |
| HONEYCOMBATTACHMENT25W/35W | 9405 | 170/- | 8 |

Size: Dia 70mm, Length180mm, Height 212mm for 15W. Size: Dia 90mm, 206mm, height 212mm for 25W. Size: Dia 90mm, 216mm, height 222mm for 35W.



TRACK ACCESSORIES

| Item Description | HSN Code | List Price (₹) | Case Lot (No) |
|------------------------------|----------|----------------|---------------|
| 1MTR3PHASETTRACKTSWHT | 9405 | 1785/- | - |
| 2MTR3PHASETTRACKTSWHT | 9405 | 3560/- | - |
| 1MTR3PHASETTRACKTSBLK | 9405 | 1785/- | - |
| 2MTR3PHASETTRACKTSBLK | 9405 | 3560/- | - |
| ISHAPECONNECTOR3PHASETSWHT | 9405 | 765/- | - |
| LSHAPECONNECTOR3PHASETSWHT | 9405 | 975/- | - |
| ISHAPECONNECTOR3PHASETSBLK | 9405 | 765/- | - |
| LSHAPECONNECTOR3PHASETSBLK | 9405 | 975/- | - |
| ADJUSTABLESUSPENSIONKITTSWHT | 9405 | 360/- | - |



Indoor Commercial LED Luminaires

DIMMABLE LUMINAIRES PORTFOLIO

INTEGRA GRAND 15W

Recess mounted downlighter with pressure die-cast aluminium heat sink & PC diffuser in white powder coated finish with integrated driver **(for DALI products drivers to be ordered separately)**.

| Item Description | HSN Code | List Price (₹) | Case Lot (No) |
|----------------------------|----------|----------------|---------------|
| INTEGRAGRANDDL15WLED840MOD | 9405 | 1215/- | 01 |
| INTEGRAGRANDDL15WLED857MOD | 9405 | 1215/- | 01 |
| INTEGRANEODLR15WLED840MOD | 9405 | 850/- | 12 |
| INTEGRANEODLR15WLED857MOD | 9405 | 850/- | 12 |
| DALIDRIVERFACT15WD | 9405 | 3800/- | 12 |

Ceiling cutout Ø 175 mm, height 92 mm. **DALI Ordering: Module + DALI Driver.**



ENDURA DL NEO 15W

Recess mounted pressure die-cast aluminium luminaire in powder coated white finish in round profile with optimized heat sink for efficient heat dissipation and separate replaceable electronic driver compatible for Analog/DALI Dimming **(for DALI products drivers to be ordered separately)**.

| Item Description | HSN Code | List Price (₹) | Case Lot (No) |
|-----------------------------|----------|----------------|---------------|
| ENDURANEO1-10VDLR15WLED840A | 9405 | 1880/- | 01 |
| ENDURANEO1-10VDLR15WLED857A | 9405 | 1880/- | 01 |
| ENDURANEODLR15WLED840MOD | 9405 | 1215/- | 01 |
| ENDURANEODLR15WLED857MOD | 9405 | 1215/- | 01 |
| DALIDRIVER15WD | 9405 | 4250/- | 01 |

Ceiling cutout Ø 155 mm, height 45 mm. **DALI Ordering: Module + DALI Driver.**



ENDURA DL NEO 21/25W

Recess mounted LED downlighter elegantly designed pressure die-cast Al. heat sink for efficient heat dissipation and separate replaceable electronic driver compatible for Analog/DALI Dimming **(for DALI products drivers to be ordered separately)**.

| Item Description | HSN Code | List Price (₹) | Case Lot (No) |
|-----------------------------|----------|----------------|---------------|
| ENDURANEO1-10VDLR21WLED840A | 9405 | 3035/- | 01 |
| ENDURANEO1-10VDLR21WLED857A | 9405 | 3035/- | 01 |
| ENDURANEO1-10VDLR25WLED840A | 9405 | 3135/- | 01 |
| ENDURANEO1-10VDLR25WLED857A | 9405 | 3135/- | 01 |
| ENDURANEODLR25WLED840MOD | 9405 | 1735/- | 01 |
| ENDURANEODLR25WLED857MOD | 9405 | 1735/- | 01 |
| DALIDRIVER25W | 9405 | 4250/- | 01 |

Ceiling cutout Ø 180 mm, height 68 mm for 21 and 25W. **DALI Ordering: Module + DALI Driver.**



VENUS NEO 2X2


New generation recess mounting luminaire with high brightness SMD LEDs as light source, suitable for Armstrong/Grid ceiling compatible for Analog / DALI Dimming **(for DALI products drivers to be ordered separately)**.

| Item Description | HSN Code | List Price (₹) | Case Lot (No) |
|---------------------------------|----------|----------------|---------------|
| VENUSNEO1-10V2X2PLR34W840A | 9405 | 5000/- | 01 |
| VENUSNEO1-10V2X2PLR34W857A | 9405 | 5000/- | 01 |
| VENUSNEOHE2X2PLR18-42WLED840MOD | 9405 | 2730/- | 01 |
| VENUSNEOHE2X2PLR18-42WLED857MOD | 9405 | 2730/- | 01 |
| LEDDRIVER30V28WDALI | 9405 | 4150/- | 01 |
| LEDDRIVER30V34WDALI | 9405 | 4250/- | 01 |

Fixture size in mm (LxWxH) 595x595x65. **DALI Ordering: Module + DALI Driver.**








Industrial LED Luminaires

Havells offers a wide variety of solutions for all industrial applications. Havells ensures the enhancement of productivity of the employees with the right light to keep them motivated. The use of Havells Industrial lights provides fatigue-free and accident-free environment.

MAGNUM LED 24W IP66

Energy saving, environmental friendly, long life, corrosion resistant, impact proof, surface mounting IP66 luminaire with PC housing in opal finish suitable for wet location with high brightness LEDs.

| Item Description | HSN Code | List Price (₹) | Case Lot (No) |
|-----------------------|----------|----------------|---------------|
| MAGNUMILS24WLED857SPC | 9405 | 4115/- | 12 |



MAGNUM GRAND

Energy saving, environmental friendly, long life, corrosion resistant, impact proof, surface mounting IP65 luminaire with PC housing & opal finish cover suitable for wet location. LEDs used as light source.

| Item Description | HSN Code | List Price (₹) | Case Lot (No) |
|----------------------------|----------|----------------|---------------|
| MAGNUMGRANDILS20WLED857SPC | 9405 | 3190/- | 06 |
| MAGNUMGRANDILS40WLED857SPC | 9405 | 4500/- | 06 |



MAGNUM RETRO (Single Side Connection)

Environmental friendly, long life, corrosion resistant, impact proof, surface mounting IP65 luminaire with PC housing & opal finish cover suitable for LED tubes.

| Item Description | HSN Code | List Price (₹) | Case Lot (No) |
|----------------------|----------|----------------|---------------|
| MAGNUMRETROILS1X18PC | 9405* | 1485/- | 06 |
| MAGNUMRETROILS2X18PC | 9405* | 1815/- | 06 |



ENDURA WELL GLASS NEO - IP65

Environmental friendly, energy saving long life corrosion resistant, vertical/horizontal surface mounting pressure die-cast aluminium well glass luminaires with high power LED as light source.

| Item Description | HSN Code | List Price (₹) | Case Lot (No) |
|----------------------------------|----------|----------------|---------------|
| ENDURAWELGLASSNEOWGP26WLED757SPC | 9405 | 3200/- | 06 |
| ENDURAWELGLASSNEOWGP35WLED757SPC | 9405 | 3500/- | 06 |
| ENDURAWELGLASSNEOWGP40WLED757SPC | 9405 | 3700/- | 06 |



ENDURA HIGHBRITE PLUS

Energy saving, environment friendly & robust open type vertical Highbay/Mediumbay LED IP54 luminaire with high power COB LED as light source.

| Item Description | HSN Code | List Price (₹) | Case Lot (No) |
|---|----------|----------------|---------------|
| ENDURAHIBRITEPLUSHP50WLED750S90DTOLENS | 9405 | 9500/- | 01 |
| ENDURAHIBRITEPLUSHP90WLED765S60DTOLENS | 9405 | 11900/- | 01 |
| ENDURAHIBRITEPLUSHP90WLED765S90DTOLENS | 9405 | 11900/- | 01 |
| ENDURAHIBRITEPLUSHP150WLED765P60DTOLENS | 9405 | 15900/- | 01 |
| ENDURAHIBRITEPLUSHP150WLED765P90DTOLENS | 9405 | 15900/- | 01 |



Industrial LED Luminaires

HIGHBAY LIGHTING

ENDURA BAYBRITE SAUCER

Energy saving, environment friendly & robust Highbay/Mediumbay LED IP65 luminaire with high efficacy.

| Item Description | HSN Code | List Price (₹) | Case Lot (No) |
|--------------------------------------|----------|----------------|---------------|
| BAYBRITESAUCERHBP80WLED757S60DTOLTG | 9405 | 10200/- | 01 |
| BAYBRITESAUCERHBP80WLED757S90DTOLTG | 9405 | 10200/- | 01 |
| BAYBRITESAUCERHBP120WLED757S60DTOLTG | 9405 | 11600/- | 01 |
| BAYBRITESAUCERHBP120WLED757S90DTOLTG | 9405 | 11600/- | 01 |
| BAYBRITESAUCERHBP180WLED757SNBTOLTG | 9405 | 22000/- | 01 |
| BAYBRITESAUCERHBP180WLED757SWBTOLTG | 9405 | 22000/- | 01 |
| BAYBRITESAUCERHBP200WLED757SNBTOLTG | 9405 | 23000/- | 01 |
| BAYBRITESAUCERHBP200WLED757SWBTOLTG | 9405 | 23000/- | 01 |



FLASHBAY

Flashbay LED is designed to replace existing under-canopy and industrial low-bay IP66 lights with HID lamps as a cost effective retrofit kit.

| Item Description | HSN Code | List Price (₹) | Case Lot (No) |
|----------------------------|----------|----------------|---------------|
| FLASHBAYCAR80WLED757SBOLTG | 9405 | 9200/- | 02 |



LED CLEAN ROOM BOTTOM OPENING

IP65, dust free & zero maintenance LED Clean Room Bottom Opening luminaire for hygienic facilities.

| Item Description | HSN Code | List Price (₹) | Case Lot (No) |
|------------------------|----------|----------------|---------------|
| BOCR1X1R18WLED857SPCMS | 9405 | 2900/- | 02 |
| BOCR2X2R34WLED857SPCMS | 9405 | 6200/- | 02 |
| BOCR2X2R42WLED857SPCMS | 9405 | 6300/- | 02 |
| BOCR2X2R60WLED857SPCMS | 9405 | 8300/- | 02 |
| BOCR2X2R80WLED857SPCMS | 9405 | 8600/- | 02 |
| BOCR4X1R34WLED857SPCMS | 9405 | 7100/- | 02 |
| BOCR4X1R42WLED857SPCMS | 9405 | 7200/- | 02 |
| BOCR4X1R60WLED857SPCMS | 9405 | 9100/- | 02 |
| BOCR4X1R80WLED857SPCMS | 9405 | 9400/- | 02 |
| BOCR2X1R34WLED857SPCMS | 9405 | 6200/- | 02 |
| BOCR2X1R42WLED857SPCMS | 9405 | On Req | 02 |
| BOCR1X1R18WLED857SPCSS | 9405 | On Req | 02 |
| BOCR2X2R34WLED857SPCSS | 9405 | On Req | 02 |
| BOCR2X2R42WLED857SPCSS | 9405 | On Req | 02 |
| BOCR2X2R60WLED857SPCSS | 9405 | On Req | 02 |
| BOCR2X2R80WLED857SPCSS | 9405 | On Req | 02 |
| BOCR2X1R34WLED857SPCSS | 9405 | On Req | 02 |
| BOCR2X1R42WLED857SPCSS | 9405 | On Req | 02 |
| BOCR4X1R34WLED857SPCSS | 9405 | On Req | 02 |
| BOCR4X1R42WLED857SPCSS | 9405 | On Req | 02 |
| BOCR4X1R60WLED857SPCSS | 9405 | On Req | 02 |
| BOCR4X1R80WLED857SPCSS | 9405 | On Req | 02 |



LED CLEAN ROOM TOP OPENING

IP65, dust free & zero maintenance LED Clean Room Top Opening luminaire for hygienic facilities.

| Item Description | HSN Code | List Price (₹) | Case Lot (No) |
|------------------------|----------|----------------|---------------|
| TOCR1X1R18WLED857SPCMS | 9405 | 3000/- | 02 |
| TOCR2X2R34WLED857SPCMS | 9405 | 7900/- | 02 |
| TOCR2X2R42WLED857SPCMS | 9405 | 8000/- | 02 |
| TOCR2X2R60WLED857SPCMS | 9405 | 8800/- | 02 |
| TOCR2X2R80WLED857SPCMS | 9405 | 9000/- | 02 |
| TOCR4X1R34WLED857SPCMS | 9405 | 8200/- | 02 |
| TOCR4X1R42WLED857SPCMS | 9405 | 8400/- | 02 |
| TOCR4X1R60WLED857SPCMS | 9405 | 10000/- | 02 |
| TOCR4X1R80WLED857SPCMS | 9405 | 10500/- | 02 |
| TOCR2X1R34WLED857SPCMS | 9405 | On Req | 02 |
| TOCR2X1R42WLED857SPCMS | 9405 | 8000/- | 02 |
| TOCR1X1R18WLED857SPCSS | 9405 | On Req | 02 |
| TOCR2X2R34WLED857SPCSS | 9405 | On Req | 02 |
| TOCR2X2R42WLED857SPCSS | 9405 | On Req | 02 |
| TOCR2X2R60WLED857SPCSS | 9405 | On Req | 02 |
| TOCR2X2R80WLED857SPCSS | 9405 | On Req | 02 |
| TOCR4X1R34WLED857SPCSS | 9405 | On Req | 02 |
| TOCR4X1R42WLED857SPCSS | 9405 | On Req | 02 |
| TOCR4X1R60WLED857SPCSS | 9405 | On Req | 02 |
| TOCR4X1R80WLED857SPCSS | 9405 | On Req | 02 |
| TOCR2X1R34WLED857SPCSS | 9405 | On Req | 02 |
| TOCR2X1R42WLED857SPCSS | 9405 | On Req | 02 |



Industrial LED Luminaires

CLEAN ROOM LIGHTS

LED TOCR TUNABLE WHITE

TOCR with dimming option for hygienic facilities.

| Item Description | HSN Code | List Price (₹) | Case Lot (No) |
|--|----------|----------------|---------------|
| TOCR2X2R42WTUNABLEWHITELED3K-5.7KDPCMS | 9405 | On Req | 02 |



LED TOCR I – CLEAN (WITH SEPARATE DIFFUSER)

Dust free & zero maintenance LED Clean Room Top Opening luminaire for hygienic facilities.

| Item Description | HSN Code | List Price (₹) | Case Lot (No) |
|----------------------------------|----------|----------------|---------------|
| TOCRW/OFRAME2X1R28WCBLED857SPCMS | 9405 | On Req | 02 |
| TOCRW/OFRAME2X1R34WCBLED857SPCMS | 9405 | On Req | 02 |
| TOCRW/OFRAME2X2R42WCBLED857SPCMS | 9405 | On Req | 02 |
| TOCRW/OFRAME2X2R60WCBLED857SPCMS | 9405 | On Req | 02 |
| TOCRW/OFRAME2X2R80WCBLED857SPCMS | 9405 | On Req | 02 |

WALKABLE TRAY FOR TOP OPENING CLEAN ROOM FIXTURES

| Item Description | HSN Code | Size (mm) | List Price (₹) | Case Lot (No) |
|------------------------|----------|-----------|----------------|---------------|
| WalkableTray1X1RTOCRMS | 9405* | 440x440 | 2290/- | 02 |
| WalkableTray1X2RTOCRMS | 9405* | 440x740 | 3025/- | 02 |
| WalkableTray1X4RTOCRMS | 9405* | 440x1340 | 4950/- | 02 |
| WalkableTray2X2RTOCRMS | 9405* | 740x740 | 4035/- | 02 |





Outdoor LED Luminaires

Introducing the wide range of outdoor application LED products from Havells. This range is yet another example of Havells' endeavour to innovate and provide world class lighting solution, energy efficient products and robust design. These lights are designed to fulfill the lighting applications of City Road Lighting, Periphery Lighting, Prestigious Heritage Area Outdoor Lighting and Urban Landscape Lighting.

JETA COMPACTO IP65

Energy saving, environmental friendly, long life, exclusive innovative die-cast aluminium flood light with high power LEDs as light source, suitable for highlighting architectural features or Area Lighting. Also suitable to rough services/installations.

| Item Description | HSN Code | List Price (₹) | Case Lot (No) |
|----------------------------|----------|----------------|---------------|
| JETACOMPECTOFL30WLED757LTG | 9405 | 3300/- | 10 |
| JETACOMPECTOFL50WLED757LTG | 9405 | 4200/- | 10 |



JETA NEO 70

Energy saving, environmental friendly, long life, exclusive innovative die-cast aluminium IP65 flood light, suitable for highlighting architectural facade and general purpose lighting.

| Item Description | HSN Code | List Price (₹) | Case Lot (No) |
|-----------------------|----------|----------------|---------------|
| JETANEOFL70WLED757LTG | 9405 | 8500/- | 02 |



JETA IRIS

Energy saving, environmental friendly, long life, exclusive innovative die-cast aluminium IP66 flood light, suitable for highlighting architectural facade and general purpose lighting.

| Item Description | HSN Code | List Price (₹) | Case Lot (No) |
|-------------------------------|----------|----------------|---------------|
| JETAIRISFSL100WLED757ASYMLTG | 9405 | 9700/- | 01 |
| JETAIRISFSL100WLED757SYMLTG | 9405 | 9700/- | 01 |
| JETAIRISFSL120WLED730SYMLTG | 9405 | 11400/- | 01 |
| JETAIRISFSL120WLED757SYMLTG | 9405 | 11400/- | 01 |
| JETAIRISFSL120WLED730ASYMLTG | 9405 | 11400/- | 01 |
| JETAIRISFSL120WLED757ASYMLTG | 9405 | 11400/- | 01 |
| JETAIRISFSL120WLED730PSYMLTG | 9405 | 12550/- | 01 |
| JETAIRISFSL120WLED757PSYMLTG | 9405 | 12550/- | 01 |
| JETAIRISFSL120WLED730PASYMLTG | 9405 | 12550/- | 01 |
| JETAIRISFSL120WLED757PASYMLTG | 9405 | 12550/- | 01 |
| JETAIRISFSL140WLED730SYMLTG | 9405 | 12200/- | 01 |
| JETAIRISFSL140WLED757SYMLTG | 9405 | 12200/- | 01 |
| JETAIRISFSL140WLED730PSYMLTG | 9405 | 13500/- | 01 |
| JETAIRISFSL140WLED757PSYMLTG | 9405 | 13500/- | 01 |
| JETAIRISFSL140WLED730PASYMLTG | 9405 | 13500/- | 01 |
| JETAIRISFSL140WLED757PASYMLTG | 9405 | 13500/- | 01 |



JETA PRO PLUS

Energy saving, environmental friendly, long life, exclusive innovative die-cast aluminium IP65 flood light with high power LEDs as light source, suitable for highlighting architectural facade highmast and general purpose lighting.

| Item Description | HSN Code | List Price (₹) | Case Lot (No) |
|----------------------------|----------|----------------|---------------|
| JETAPROPLUSFL120WLED757LTG | 9405 | 14900/- | 01 |
| JETAPROPLUSFL150WLED757LTG | 9405 | 15400/- | 01 |
| JETAPROPLUSFL180WLED757LTG | 9405 | 22000/- | 01 |
| JETAPROPLUSFL200WLED757LTG | 9405 | 22500/- | 01 |
| JETAPROPLUSFL240WLED757LTG | 9405 | 23000/- | 01 |



Outdoor LED Luminaires

FLOOD LIGHTS

JETA PRO 300W

Energy saving, environmental friendly, long life, exclusive innovative die-cast aluminium IP65 flood light with high power LEDs as light source, suitable for highlighting architectural facade highmast and general purpose lighting.

| Item Description | HSN Code | List Price (₹) | Case Lot (No) |
|------------------------|----------|----------------|---------------|
| JETAPROFL300WLED757LTG | 9405 | 38500/- | 01 |



JETA VALOUR

Energy saving, environmental friendly, long life, exclusive innovative die-cast aluminium non integral IP66 flood light, suitable for high mast application, highlighting architectural facade and general purpose lighting.

| Item Description | HSN Code | List Price (₹) | Case Lot (No) |
|-----------------------------------|----------|----------------|---------------|
| JETAVALOURFLS180WLED757MODASYMLTG | 9405 | 11150/- | 01 |
| JETAVALOURFLS180WLED757MODASYMLTG | 9405 | 11150/- | 01 |
| ASSEMCGBOXVALOUR180WS | 9405 | 8000/- | 01 |
| ASSEMCGBOXVALOUR180WP | 9405 | 9000/- | 01 |
| JETAVALOURFLS200WLED757MODASYMLTG | 9405 | 12500/- | 01 |
| JETAVALOURFLS200WLED757MODASYMLTG | 9405 | 12500/- | 01 |
| ASSEMCGBOXVALOUR200WS | 9405 | 8300/- | 01 |
| ASSEMCGBOXVALOUR200WP | 9405 | 9000/- | 01 |
| JETAVALOURFLS240WLED757MODASYMLTG | 9405 | 15100/- | 01 |
| JETAVALOURFLS240WLED757MODASYMLTG | 9405 | 15100/- | 01 |
| ASSEMCGBOXVALOUR80WS | 9405 | 5300/- | 01 |
| ASSEMCGBOXVALOUR160WS | 9405 | 8300/- | 01 |
| ASSEMCGBOXVALOUR80WP | 9405 | 5800/- | 01 |
| ASSEMCGBOXVALOUR160WP | 9405 | 8800/- | 01 |
| JETAVALOURFLS300WLED757MODASYMLTG | 9405 | 15500/- | 01 |
| JETAVALOURFLS300WLED757MODASYMLTG | 9405 | 15500/- | 01 |
| ASSEMCGBOXVALOUR200WS | 9405 | 8300/- | 01 |
| ASSEMCGBOXVALOUR100WS | 9405 | 5400/- | 01 |
| ASSEMCGBOXVALOUR200WP | 9405 | 9000/- | 01 |
| ASSEMCGBOXVALOUR100WP | 9405 | 5400/- | 01 |
| JETAVALOURFLS350WLED757MODASYMLTG | 9405 | 20700/- | 01 |
| JETAVALOURFLS350WLED757MODASYMLTG | 9405 | 20700/- | 01 |
| ASSEMCGBOXVALOUR175WP | 9405 | 8500/- | 01 |
| JETAVALOURFLS400WLED757MODASYMLTG | 9405 | 21200/- | 01 |
| JETAVALOURFLS400WLED757MODASYMLTG | 9405 | 21200/- | 01 |
| ASSEMCGBOXVALOUR200WS | 9405 | 8300/- | 01 |
| ASSEMCGBOXVALOUR200WP | 9405 | 9000/- | 01 |

Note: CCT 3000K available on request.



TYCOON (OPAL)

Design inspired from the classical Victorian era using new generation technology in LED to rejuvenate your outdoor areas with functionality during night and aesthetics during the day. IP65 die cast Aluminium Post top lantern designed with long life LED engine & Electronic Driver, designed for glare free symmetrical light distribution.

| Item Description | HSN Code | List Price (₹) | Case Lot (No) |
|---------------------------|----------|----------------|---------------|
| TYCOONPT70WLED730PSYMTOPC | 9405 | 35100/- | 01 |
| TYCOONPT70WLED757PSYMTOPC | 9405 | 35100/- | 01 |

Suitable for pole dia Ø 76 mm.



BARON (OPAL)

Design inspired from the classical Victorian era using new generation technology in LED to rejuvenate your outdoor areas with functionality during night and aesthetics during the day. IP65 die cast Aluminium Post top lantern designed with long life LED engine & Electronic Driver, designed for glare free symmetrical light distribution.

| Item Description | HSN Code | List Price (₹) | Case Lot (No) |
|--------------------------|----------|----------------|---------------|
| BARONPT70WLED730PSYMTOPC | 9405 | 32700/- | 01 |
| BARONPT70WLED757PSYMTOPC | 9405 | 32700/- | 01 |

Suitable for pole dia Ø 76 mm.



SUPREME

Contemporary design with new generation technology in LED to invigorate your outdoor areas with functionality during night and aesthetics during the day. IP65 die cast Aluminium Post top lantern designed with long life LED engine & Electronic Driver, well designed aluminium shell intended to control the Upward component of Light and provides glare free downward symmetrical light distribution.

| Item Description | HSN Code | List Price (₹) | Case Lot (No) |
|----------------------------|----------|----------------|---------------|
| SUPREMEPT70WLED730PSYMTOPC | 9405 | 32500/- | 01 |
| SUPREMEPT70WLED757PSYMTOPC | 9405 | 32500/- | 01 |

Suitable for pole dia Ø 76 mm.



VICTORIA - IP65

Design from the renaissance era yet with a modern look using new generation technology in LED to enliven your outdoor areas in perfect synchronisation with functionality and aesthetics. Family of post top lantern designed to complement the geometry of the area.

| Item Description | HSN Code | List Price (₹) | Case Lot (No) |
|-----------------------------|----------|----------------|---------------|
| VICTORIAPT35WLED730PSYMTOTG | 9405 | 23000/- | 01 |
| VICTORIAPT35WLED757PSYMTOTG | 9405 | 23000/- | 01 |

Suitable for pole dia Ø 76 mm.



ENDURA SPRING 6

New generation, post-top, energy saving, environmental friendly, long life aesthetically designed with good indirect symmetrical light distribution, die-cast aluminium landscape IP65 luminaire with high power COB LED as light source.

| Item Description | HSN Code | List Price (₹) | Case Lot (No) |
|----------------------------------|----------|----------------|---------------|
| ENDURASPRING6PT35WLED740PSYMTOTG | 9405 | 16500/- | 01 |
| ENDURASPRING6PT35WLED757PSYMTOTG | 9405 | 16500/- | 01 |

Suitable for pole dia Ø 76 mm.



Outdoor Luminaires


LANDSCAPE LIGHTS

RUBY (CLEAR) - IP65

New generation, post-top, energy saving, environmental friendly, long life aesthetically designed with symmetrical light distribution, spun aluminium landscape luminaire with high power LEDs as light source.

| Item Description | HSN Code | List Price (₹) | Case Lot (No) |
|-------------------------|----------|----------------|---------------|
| RUBYPT25WLED757PSYMTOPC | 9405 | 8250/- | 01 |
| RUBYPT35WLED757PSYMTOPC | 9405 | 9100/- | 01 |

Suitable for pole dia Ø 76 mm.



CORAL (OPAL) - IP65

New generation, post-top, energy saving, environmental friendly, long life aesthetically designed with symmetrical light distribution, spun aluminium landscape luminaire with high power LEDs as light source.

| Item Description | HSN Code | List Price (₹) | Case Lot (No) |
|--------------------------|----------|----------------|---------------|
| CORALPT25WLED757PSYMTOPC | 9405 | 8250/- | 01 |
| CORALPT35WLED757PSYMTOPC | 9405 | 9100/- | 01 |

Suitable for pole dia Ø 76 mm.



MUSHROOM - IP65

New generation, energy saving, environmental friendly, long life aesthetically designed die-cast aluminium landscape luminaire for downward lighting with high power LED as light source.


| Item Description | HSN Code | List Price (₹) | Case Lot (No) |
|-----------------------------|----------|----------------|---------------|
| MUSHROOMBL16WLED757PSYMTOPC | 9405 | 8710/- | 01 |



BAMBOO - IP65

New generation, energy saving, environmental friendly, long life aesthetically designed aluminium landscape luminaire for diffused lighting with high power LED as light source.

| Item Description | HSN Code | List Price (₹) | Case Lot (No) |
|---------------------------|----------|----------------|---------------|
| BAMBOOBL8WLED757PSYMTOPC | 9405 | 3900/- | 01 |
| BAMBOOBL8WLED757PSYMTOPCM | 9405 | 4200/- | 01 |



CONE - IP65

Cone series acts as a imposing street furniture. The elegant yet minimalistic design acts a silent observer and giving light, diffuser at the upper portion acts a beacon of path guidance in a landscape environment.

| Item Description | HSN Code | List Price (₹) | Case Lot (No) |
|------------------------|----------|----------------|---------------|
| CONEBL8WLED757PSYMTOPC | 9405 | 3900/- | 01 |



Outdoor LED Luminaires

LANDSCAPE LIGHTS

ENDURA RUGBY NEO N - IP65

Environmental friendly, ultra modern, energy saving, surface mounted, decorative oval bulk head edge-lit LED luminaire comprising of high brightness LEDs.

| Item Description | HSN Code | List Price (₹) | Case Lot (No) |
|------------------------------|----------|----------------|---------------|
| RUGBYNEONFT10WLED760SSYMBOPC | 9405 | 1575/- | 08 |



POLES

Aesthetically designed decorative hot dipped galvanised mild steel step pole with grey powder finish. Compatible for all Havells post top range.

| Item Description | HSN Code | List Price (₹) | Case Lot (No) |
|------------------|----------|----------------|---------------|
| 3.5MPE | 7308 | 15125/- | 01 |
| 6MPE | 7308 | 25665/- | 01 |



Outdoor Luminaires

STREET LIGHTS

ENDURA PEARL

New generation energy saving and environmental friendly long life LED street light made up of pressure die cast aluminium housing with high power LED as lighting source and lens embedded PC cover having TOP OPENING separate driver compartment with IP65 protection and impact resistance of IK07.

| Item Description | HSN Code | List Price (₹) | Case Lot (No) |
|--------------------------------|----------|----------------|---------------|
| ENDURAPEARLSL15WLED757SASYTOPC | 9405 | 2100/- | 01 |
| ENDURAPEARLSL20WLED757SASYTOPC | 9405 | 2200/- | 01 |
| ENDURAPEARLSL25WLED757SASYTOPC | 9405 | 2300/- | 01 |

Suitable for pole dia Ø 43 mm (max.).



ENDURA PEARL NEO

New generation energy saving and environmental friendly long life LED street light made up of pressure die cast aluminium housing with high power LED as lighting source and lens embedded PC cover having TOP Opening separate driver compartment with IP66 protection and impact resistance of IK07.

| Item Description | HSN Code | List Price (₹) | Case Lot (No) |
|-------------------------------------|----------|----------------|---------------|
| ENDURAPEARLNEOSL40WLED757PASYPCTOPC | 9405 | 4200/- | 01 |

Suitable for pole dia Ø 43 mm (max.).



ENDURA PEARL PLUS

New generation energy saving and environmental friendly long life LED street light made up of pressure die cast aluminium housing with high power LED as lighting source and lens embedded PC cover having TOP OPENING separate driver compartment with IP66 protection and impact resistance of IK07 with 10KV Built-in Surge Protection Device.

| Item Description | HSN Code | List Price (₹) | Case Lot (No) |
|-------------------------------------|----------|----------------|---------------|
| ENDURAPEARLPLUSL60WLED757SASYTOPC | 9405 | 6300/- | 01 |
| ENDURAPEARLPLUSL60WLED757PASYPCTOPC | 9405 | 8065/- | 01 |
| ENDURAPEARLPLUSL70WLED757SASYTOPC | 9405 | 6850/- | 01 |
| ENDURAPEARLPLUSL70WLED757PASYPCTOPC | 9405 | 8615/- | 01 |
| ENDURAPEARLPLUSL80WLED757SASYTOPC | 9405 | 8100/- | 01 |
| ENDURAPEARLPLUSL80WLED757PASYPCTOPC | 9405 | 9750/- | 01 |

Suitable for pole dia Ø 54 mm (max.).



ENDURA CITYLITE PLATINUM

Energy saving and environmental friendly long life LED street light made up of pressure die cast aluminium housing with acrylic cover as diffuser with IP66 protection and Impact resistance of IK07.

| Item Description | HSN Code | List Price (₹) | Case Lot (No) |
|---------------------------------------|----------|----------------|---------------|
| ENDURACITYLITEPLATSL15WLED757SASYBOPC | 9405 | 2285/- | 01 |
| ENDURACITYLITEPLATSL20WLED757SASYBOPC | 9405 | 2285/- | 01 |
| ENDURACITYLITEPLATSL25WLED757SASYBOPC | 9405 | 2385/- | 01 |
| ENDURACITYLITEPLATSL30WLED757SASYBOPC | 9405 | 2800/- | 01 |

Suitable for pole dia Ø 43 mm (max.).



ENDURA CITYLITE PLATINUM PLUS

Energy saving and environmental friendly long life LED street light made up of pressure die cast aluminium housing with high power LED as lighting source and lens embedded PC cover having IP65 protection and Impact resistance of IK07.

| Item Description | HSN Code | List Price (₹) | Case Lot (No) |
|--|----------|----------------|---------------|
| ENDURACITYLITEPLATPLUSL30WLED757SASYBOPC | 9405 | 3100/- | 01 |
| ENDURACITYLITEPLATPLUSL35WLED757SASYBOPC | 9405 | 3400/- | 01 |

Suitable for pole dia Ø 43 mm (max.).



ENDURA CITYLINER NEX GEN

New generation energy saving and environmental friendly long life LED street light made up of pressure die cast aluminium housing with high power LED as lighting source and lens embedded PC cover with IP66 protection and impact resistance of IK07.

| Item Description | HSN Code | List Price (₹) | Case Lot (No) |
|--|----------|----------------|---------------|
| ENDURACITYLINERNEXGENSL40WLED757SASYBOPC | 9405 | 4200/- | 01 |
| ENDURACITYLINERNEXGENSL45WLED757SASYBOPC | 9405 | 4600/- | 01 |
| ENDURACITYLINERNEXGENSL48WLED757SASYBOPC | 9405 | 5000/- | 01 |

Suitable for pole dia Ø 42 mm (max.).



ENDURA CITYLINER NEO / NEO N

LED streetlight made up of pressure die cast housing with toughened glass and individual high power LEDs with secondary optics, IP66 protection and impact resistance of IK07.

| Item Description | HSN Code | List Price (₹) | Case Lot (No) |
|--|----------|----------------|---------------|
| ENDURACITYLINERNEOSL90WLED757SASYBOTG | 9405 | 8950/- | 01 |
| ENDURACITYLINERNEOSL100WLED757SASYBOTG | 9405 | 9800/- | 01 |
| ENDURACITYLINERNEOSL120WLED757SASYBOTG | 9405 | 11500/- | 01 |

Suitable for pole dia Ø 54 mm (max.).



ENDURA PULSE N

LED streetlight made up of pressure die cast housing with toughened glass and individual high power LEDs with secondary optics, **Potted driver**, IP66 protection and impact resistance of IK07.

| Item Description | HSN Code | List Price (₹) | Case Lot (No) |
|------------------------------------|----------|----------------|---------------|
| ENDURAPULSEPLUSL135WLED757PASYBOTG | 9405 | 15125/- | 01 |
| ENDURAPULSENSL150WLED757PASYBOTG | 9405 | 15450/- | 01 |

Suitable for pole dia Ø 60 mm (max.).



ENDURA CITYLINER NEO

LED streetlight made up of pressure die cast housing with toughened glass and individual high power LEDs with secondary optics, **Potted driver**, IP66 protection and impact resistance of IK07.

| Item Description | HSN Code | List Price (₹) | Case Lot (No) |
|--|----------|----------------|---------------|
| ENDURACITYLINERNEOSL170WLED757PASYBOTG | 9405 | 20500/- | 01 |
| ENDURACITYLINERNEOSL200WLED757PASYBOTG | 9405 | 21900/- | 01 |

Suitable for pole dia Ø 60 mm (max.).



Outdoor Luminaires

SOLAR STREET LIGHTS/MINI MAST

Solar LED Standalone Street Light Range - (2 Days Backup)

For Panel, Battery, Pole and SCC specification pls. contact branch office or refer Catalogue

Solar Standalone Street Light system mentioned below includes LED street Light with in-built SCC, SPV Panel, Battery, HDG Tubular Pole.

| Description | HSN Code | Luminaire Wattage | System Voltage | Lumen | MPPT/ PWM | Solar Panel Wp | Battery (LMLA/GEL) Ah | HDG Tubular Pole above ground | List Price (₹) for LMLA | List Price (₹) For GEL |
|---------------|----------|-------------------|----------------|-------|-----------|----------------|-----------------------|-------------------------------|-------------------------|------------------------|
| 15W Solar SLS | 8543 | 15 | 12 | 1500 | PWM | 75 | 40 | 5 M TUB Pole | 38100/- | 38600/- |
| 20W Solar SLS | 8543 | 20 | 12 | 2100 | PWM | 100 | 60 | 5 M TUB Pole | 44200/- | 47600/- |
| 24W Solar SLS | 8543 | 24 | 12 | 2400 | PWM | 125 | 60 | 5 M TUB Pole | 47900/- | 51500/- |
| 21W Solar SLS | 8543 | 21 | 12 | 2205 | MPPT | 80 | 60 | 5 M TUB Pole | 44400/- | 47900/- |
| 24W Solar SLS | 8543 | 24 | 12 | 2400 | MPPT | 100 | 60 | 5 M TUB Pole | 47400/- | 51000/- |
| 30W Solar SLS | 8543 | 30 | 12 | 3150 | MPPT | 125 | 75 | 6 M TUB Pole (B) | 55000/- | 58600/- |
| 36W Solar SLS | 8543 | 36 | 12 | 3780 | MPPT | 150 | 80 | 6 M TUB Pole (B) | 62000/- | 65600/- |
| 39W Solar SLS | 8543 | 39 | 12 | 4095 | MPPT | 160 (80x2) | 100 | 6 M TUB Pole (B) | 66800/- | 73200/- |
| 45W Solar SLS | 8543 | 45 | 24 | 4725 | MPPT | 200 (100x2) | 120 (60x2) | 6 M TUB Pole (B) | 82800/- | 89900/- |
| 60W Solar SLS | 8543 | 60 | 24 | 6300 | MPPT | 250 (125x2) | 150 (75x2) | 7 M Oct | 116000/- | 123300/- |
| 70W Solar SLS | 8543 | 70 | 24 | 7350 | MPPT | 300 (150x2) | 160 (80x2) | 7 M Oct | 129000/- | 136300/- |

* PWM - Pulse Width Modulation * MPPT - Maximum Power Point Tracking * (B) - Pole with base plate * LMLA - Low Maintenance Lead Acid Tubular * GEL - VRLA Solar Gel
 * Blue tooth & Hybrid Option available from 7W to 70W. * Any change in the specification other than above mentioned specification for Solar PV module, Battery, Luminaire, Pole, Hybrid, Bluetooth etc will be charged extra. * Price : Ex Works Noida. * Taxes : Extra as applicable * Transportation :- Extra as applicable * Warranty :- 1 years for complete system against manufacturing defect only, Additional warranty will be charged extra.

Solar LED Standalone Street Light Range - (3 Days Backup)

For Panel, Battery, Pole and SCC specification pls. contact branch office or refer Catalogue

Solar Standalone Street Light system mentioned below includes LED street Light with in-built SCC, SPV Panel, Battery, HDG Tubular Pole.

| Description | HSN Code | Luminaire Wattage | System Voltage | Lumen | MPPT/ PWM | Solar Panel Wp | Battery (LMLA/GEL) Ah | HDG Tubular Pole above ground | List Price (₹) for LMLA | List Price (₹) For GEL |
|---------------|----------|-------------------|----------------|-------|-----------|----------------|-----------------------|-------------------------------|-------------------------|------------------------|
| 7W Solar SLS | 8543 | 7 | 12 | 735 | PWM | 40 | 40 | 4 M TUB Pole | 29900/- | 29500/- |
| 12W Solar SLS | 8543 | 12 | 12 | 1200 | PWM | 60 | 40 | 5 M TUB Pole | 35600/- | 38300/- |
| 15W Solar SLS | 8543 | 15 | 12 | 1500 | PWM | 75 | 60 | 5 M TUB Pole | 41800/- | 45400/- |
| 20W Solar SLS | 8543 | 20 | 12 | 2100 | PWM | 100 | 75 | 5 M TUB Pole | 46400/- | 49900/- |
| 24W Solar SLS | 8543 | 24 | 12 | 2400 | PWM | 125 | 80 | 5 M TUB Pole | 50900/- | 54700/- |
| 21W Solar SLS | 8543 | 21 | 12 | 2205 | MPPT | 80 | 75 | 5 M TUB Pole | 46700/- | 50100/- |
| 24W Solar SLS | 8543 | 24 | 12 | 2400 | MPPT | 100 | 80 | 5 M TUB Pole | 50400/- | 54200/- |
| 30W Solar SLS | 8543 | 30 | 12 | 3150 | MPPT | 125 | 100 | 6 M TUB Pole (B) | 58800/- | 65000/- |
| 36W Solar SLS | 8543 | 36 | 12 | 3780 | MPPT | 150 | 120 | 6 M TUB Pole (B) | 67700/- | 75600/- |
| 39W Solar SLS | 8543 | 39 | 12 | 4095 | MPPT | 160 (80x2) | 150 | 6 M TUB Pole (B) | 73300/- | 81700/- |
| 45W Solar SLS | 8543 | 45 | 24 | 4725 | MPPT | 200 (100x2) | 160 (80x2) | 6 M TUB Pole (B) | 86900/- | 96300/- |
| 60W Solar SLS | 8543 | 60 | 24 | 6300 | MPPT | 250 (125x2) | 200 (100x2) | 7 M Oct | 123600/- | 136000/- |
| 70W Solar SLS | 8543 | 70 | 24 | 7350 | MPPT | 300 (150x2) | 240 (120x2) | 7 M Oct | 140300/- | 156000/- |

* PWM - Pulse Width Modulation * MPPT - Maximum Power Point Tracking * (B) - Pole with base plate * LMLA - Low Maintenance Lead Acid Tubular * GEL - VRLA Solar Gel
 * Blue tooth & Hybrid Option available from 7W to 70W. * Any change in the specification other than above mentioned specification for Solar PV module, Battery, Luminaire, Pole, Hybrid, Bluetooth etc will be charged extra. * Price : Ex Works Noida. * Taxes : Extra as applicable * Transportation :- Extra as applicable * Warranty :- 1 years for complete system against manufacturing defect only, Additional warranty will be charged extra.

Solar Mini Mast

For Panel, Battery, Mast and SCC specification pls. contact branch office or refer Catalogue.

| Luminaire Type | HSN Code | Luminaire Wattage | System Voltage | Solar Panel Wp | Battery Ah | Solar Charge Controller | Metal Battery Box Powder Coated | Octagonal Pole HD Galvanized | List Price (₹) |
|----------------|----------|-------------------|----------------|----------------|------------|-------------------------|---------------------------------|------------------------------|----------------|
| Street Light | 8543 | 4x30W | 24 | 500 Wp | 400 Ah | MPPT | Mounting at 4 meter from ground | 9 M | 300000/- |
| Flood Light | 8543 | 3x33W | 24 | 400 Wp | 300 Ah | MPPT | Mounting at 4 meter from ground | 9 M | 272000/- |
| Flood Light | 8543 | 4x33W | 24 | 500 Wp | 400 Ah | MPPT | Mounting at 4 meter from ground | 9 M | 331500/- |
| Flood Light | 8543 | 3x45W | 24 | 500 Wp | 400 Ah | MPPT | Mounting at 4 meter from ground | 9 M | 334900/- |

* Blue tooth & Hybrid Option available. * Any change in the specification other than above mentioned specification for Solar PV module, Battery, Luminaire, Pole, Hybrid, Bluetooth etc will be charged extra. * Price : Ex Works Noida. * Taxes : Extra as applicable * Transportation :- Extra as applicable * Warranty :- 1 years for complete system against manufacturing defect only, Additional warranty will be charged extra. * Street Light - standard item. * Flood Light - project item. * Octagonal 4mm thick.

SSL Neo Solar Street Light with in-built SCC

| Model No | HSN Code | Power (W) | System Voltage | Lumen | Solar Charge Controller | List Price (₹) | Case Lot (No) |
|-----------------|----------|-----------|----------------|-------|-------------------------|----------------|---------------|
| LHKTBJU7PA6J007 | 8543 | 7 | 12 | 630 | PWM | 4696/- | 24 |
| LHKTBJU7PA6J009 | 8543 | 9 | 12 | 810 | PWM | 5271/- | 24 |
| LHKTBJU7PA6J012 | 8543 | 12 | 12 | 1080 | PWM | 5654/- | 24 |
| LHKTBJU7PA6J015 | 8543 | 15 | 12 | 1350 | PWM | 5942/- | 24 |
| LHKTBJU7PA6J018 | 8543 | 18 | 12 | 1620 | PWM | 6229/- | 24 |
| LHKTBJU7PA6J020 | 8543 | 20 | 12 | 1800 | PWM | 6613/- | 24 |
| LHKTBJU7PA6J024 | 8543 | 24 | 12 | 2160 | PWM | 6996/- | 12 |
| LHKTBJU7PA6J028 | 8543 | 28 | 12 | 2520 | PWM | 7475/- | 12 |

* Taxes : Extra as applicable * Transportation :- Extra as applicable * Warranty :- 1 years for complete system against manufacturing defect only.







FANUC

ROBOCUT
α-1iD

FANUC

Conventional Luminaires Portfolio

SURFACE CUM RECESS T5 MIRROR OPTICS

| Lamp Type | Ordering Code | HSN Code | List Price (₹) | Case Lot (No) |
|--------------|-----------------|----------|----------------|---------------|
| 1x28W FTL T5 | LHECDEFDIH1W028 | 9405* | 1450/- | 02 |
| 2x28W FTL T5 | LHECDEFOIH1W028 | 9405* | 1725/- | 02 |

Ceiling cutout size (mm): 1230 x 150 -1x28W FTL T5, 1230 x 185 -2x28W FTL T5.
Note: Pre-Ano. Ref. L2 Cat. available on request.



SURFACE CUM RECESS T8 MIRROR OPTICS

| Lamp Type | Ordering Code | HSN Code | List Price (₹) | Case Lot (No) |
|-----------------|-----------------|----------|----------------|---------------|
| 1x36W FTL T8 HF | LHECDEGFIH1W036 | 9405* | 1450/- | 02 |
| 2x36W FTL T8 HF | LHECDEGOIH1W036 | 9405* | 1840/- | 02 |

Ceiling cutout size (mm): 1275 x 160 -1x36W FTL T8, 1275 x 200 -2x36W FTL T8.



BATTEN EZ T5

Powder coated Batten for T5 28W with replacable Electronic Ballast.

| Lamp Type | Ordering Code | HSN Code | List Price (₹) | Case Lot (No) |
|--------------|-----------------|----------|----------------|---------------|
| 1x14W FTL T5 | LHFYBYF10A1W014 | 9405* | 445/- | 10 |
| 1x28W FTL T5 | LHIT81128032 | 9405* | 475/- | 10 |



REGAL BATTEN T5

Powder coated Regal Batten for T5 28W.

| Lamp Type | Ordering Code | HSN Code | List Price (₹) | Case Lot (No) |
|----------------------|-----------------|----------|----------------|---------------|
| 1x28W FTL T5 | LHFYBYF10N1W028 | 9405* | 555/- | 10 |
| 2x28W FTL T5 | LHFYBYF20N1W028 | 9405* | 890/- | 10 |
| 1x28W FTL T5 THD<10% | LHFYBYF1PB1W028 | 9405* | 670/- | 10 |
| 2x28W FTL T5 THD<10% | LHFYBYF2PB1W028 | 9405* | 1115/- | 10 |



PCR FOR REGAL BATTEN T5

Powder coated reflector for Regal Batten T5.

| Lamp Type | Ordering Code | HSN Code | List Price (₹) | Case Lot (No) |
|-------------------|---------------|----------|----------------|---------------|
| PCR upto 2x28W T5 | LSSLOW0007 | 9405* | 235/- | 10 |

Reflectors supplied in separate packaging of 10 pieces.



Conventional Luminaires Portfolio

LUMINAIRES

REGAL BATTEN T8 NEO

Powder coated Regal Batten type luminaire with electronic ballast, suitable for domestic application 230V, 50Hz supply.

| Lamp Type | Ordering Code | HSN Code | List Price (₹) | Case Lot (No) |
|--------------|------------------|----------|----------------|---------------|
| 1x36W T8 Neo | LHFYBYG1IN1W036* | 9405* | 390/- | 10 |


*For domestic application only.



REGAL BATTEN T8 EZ

Powder coated Regal Batten type luminaire with electronic ballast, suitable for domestic application 240V, 50Hz supply.


| Lamp Type | Ordering Code | HSN Code | List Price (₹) | Case Lot (No) |
|--------------------|-----------------|----------|----------------|---------------|
| 2x36W FTL HF T8 EZ | LHFYBYG2IN1W036 | 9405* | 780/- | 10 |



REGAL BATTEN

Powder coated Regal Batten type luminaire with electronic ballast, suitable for Industrial application 240V, 50Hz supply.

| Lamp Type | Ordering Code | HSN Code | List Price (₹) | Case Lot (No) |
|--------------|-----------------|----------|----------------|---------------|
| 1x36W FTL HF | LHFYBYG1OB1W036 | 9405* | 555/- | 10 |
| 2x36W FTL HF | LHFYBYG2IB1W036 | 9405* | 890/- | 10 |



RUGBY

Bulk head in die cast aluminium housing & frosted glass.

| Lamp Type | Ordering Code | HSN Code | List Price (₹) | Case Lot (No) |
|--------------------------------|---------------|----------|----------------|---------------|
| upto 1x8W CFL(TU)/ 100W GLS | LHKL01160099 | 9405* | 380/- | 12 |



JETA 1

Pressure die-cast aluminium floodlight luminaire for linear tungsten halogen lamp.

| Lamp Type | Ordering Code | HSN Code | List Price (₹) | Case Lot (No) |
|--------------|---------------|----------|----------------|---------------|
| 500W Halogen | LHFH05150099 | 9405* | 530/- | 12 |



JETA 2

Pressure die-cast aluminium floodlight luminaire for linear tungsten halogen lamp.

| Lamp Type | Ordering Code | HSN Code | List Price (₹) | Case Lot (No) |
|---------------|---------------|----------|----------------|---------------|
| 1000W Halogen | LHFH05110099 | 9405* | 1085/- | 06 |



JETA 6 NEW IP65

Pressure die-cast aluminium integral floodlight luminaire for SON-T/MH SET lamp.

| Lamp Type | Product | Ordering Code | HSN Code | List Price (₹) | Case Lot (No) |
|---------------------|---------|-----------------|----------|----------------|---------------|
| 1x250W SON-T/MH SET | Housing | LHfy39140C99 | 9405* | 3400/- | 01 |
| | Ballast | LHGMcjENEAC1250 | 8504 | 1525/- | 04 |
| 1x400W SON-T/MH SET | Housing | LHfy39140C99 | 9405* | 3400/- | 01 |
| | Ballast | LHGMckENEAE1400 | 8504 | 2140/- | 04 |



JETA 7 IP65

Pressure die-cast aluminium integral compact wide beam floodlight luminaire for HID lamp.

| Lamp Type | Product | Ordering Code | HSN Code | List Price (₹) | Case Lot (No) |
|--------------|---------|---------------|----------|----------------|---------------|
| 1x70W MH DE | Housing | LHFM40115D99 | 9405* | 2460/- | 01 |
| | Ballast | LHBW07170036 | 8504 | 660/- | 08 |
| 1x150W MH DE | Housing | LHFM40115D99 | 9405* | 2460/- | 01 |
| | Ballast | LHBW20115036 | 8504 | 1055/- | 06 |



IMPACT POP NEW IP66

Streetlight luminaire in a single pc. pressure die-cast aluminium housing with "pot optics" & flat toughened glass. Suitable for lower wattage HID lamps.

| Lamp Type | Product | Ordering Code | HSN Code | List Price (₹) | Case Lot (No) |
|----------------|---------|---------------|----------|----------------|---------------|
| 1x70W SON/MH-T | Housing | LHRY30170D99 | 9405* | 1845/- | 01 |
| | Ballast | LHBW07170036 | 8504 | 660/- | 08 |

Suitable for pole dia Ø 50 mm (max.).



IMPACT POPULAR

Streetlight luminaire in single pc. pressure die-cast aluminium housing with "pot optics" & flat toughened glass.

| Lamp Type | Product | Ordering Code | HSN Code | List Price (₹) | Case Lot (No) |
|-------------------|---------|-----------------|----------|----------------|---------------|
| 1x150W SON-T IP65 | Housing | LHFTAze1AN6J150 | 9405* | 2315/- | 01 |
| | Ballast | LHBW20115036 | 8504 | 1055/- | 04 |
| 1x250W SON-T IP66 | Housing | LHFTAze1AN7J250 | 9405* | 2725/- | 01 |
| | Ballast | LHGMcjENEAC1250 | 8504 | 1525/- | 04 |

Suitable for pole dia Ø 50 mm (max.).



Conventional Luminaires Portfolio

ACCESSORIES

OPEN CONSTRUCTION (OC) BALLAST for HID Lamps - 240V 50Hz

| Lamp Type | Ordering Code | HSN Code | List Price (₹) | Case Lot (No) |
|--------------------|------------------|----------|----------------|---------------|
| 1x70W SON/MH | LHBW07170036 | 8504 | 660/- | 08 |
| 1x150W SON/MH | LHBW20115036 | 8504 | 1055/- | 06 |
| 1x250W SV/MH Sleek | LHGM CJENEAC1250 | 8504 | 1525/- | 04 |
| 1x400W SV/MH Sleek | LHGMCKENEBE1400 | 8504 | 2140/- | 04 |
| 1x400W HPMV | LHGMCGENEED1400 | 8504 | 1700/- | 04 |

*Base plate & stack design as per 400W SON/MH OC ballast.



OLYMPIAN SLIM/ SLEEK (ELECTRONIC BALLAST)

| Ignitor for | Ordering Code | HSN Code | List Price (₹) | Case Lot (No) |
|---------------------|---------------|----------|----------------|---------------|
| 1x36W FTL with wire | LHBF28904025 | 8504 | 300/- | 20 |



T5 EZ/ T8 EZ (ELECTRONIC BALLAST)

| Lamp Type | Ordering Code | HSN Code | List Price (₹) | Case Lot (No) |
|-----------|-----------------|----------|----------------|---------------|
| 1x28W FTL | LHBT03128032 | 8504 | 325/- | 20 |
| 1x36W FTL | LHGEAFDBHPA1036 | 8504 | 275/- | 20 |



OLYMPIAN (ELECTRONIC BALLAST)

| Ignitor for | Ordering Code | HSN Code | List Price (₹) | Case Lot (No) |
|--------------|---------------|----------|----------------|---------------|
| 1x36/40W FTL | LHBF27904025 | 8504 | 300/- | 20 |



ELECTRONIC BALLASTS


for T5 / T8 / T12 Fluorescent lamps - High performance (THD<33%)

| Lamp Type | Ordering Code | HSN Code | List Price (₹) | Case Lot (No) |
|--------------|---------------|----------|----------------|---------------|
| 2x28W FTL T5 | LHBT01228033 | 8504 | 485/- | 20 |
| 1x36/40W FTL | LHBF07104026 | 8504 | 335/- | 20 |
| 2x36/40W FTL | LHBF07204027 | 8504 | 485/- | 20 |
| 2x24W FTL | LHBT01224034 | 8504 | 455/- | 20 |



D TYPE SHORT DISTANCE IGNITORS WITH STUD for 70-400W SON & MH lamps

| Ignitor for | Ordering Code | HSN Code | List Price (₹) | Case Lot (No) |
|--------------|-----------------|----------|----------------|---------------|
| HPSV/MH lamp | LHGEAJENNNA1000 | 8504 | 125/- | 50 |



IGNITORS for 70-400W HID lamps

| Ignitor for | Ordering Code | HSN Code | List Price (₹) | Case Lot (No) |
|----------------------------|-----------------|----------|----------------|---------------|
| HPSV lamp (S.D.) upto 5m | LHGEAJENNNA1099 | 8504 | 95/- | 50 |
| SV/MH lamp (L.D.) upto 30m | LHGEAJENNNA1999 | 8504 | 135/- | 06 |

S.D. is short distance, L.D. is long distance.




Conventional Luminaires Portfolio

LAMPS

TUNGSTON LINER HALOGEN LAMP (TH)

| Lamp Type | Ordering Code | HSN Code | Cap Base | List Price (₹) | Case Lot (No) |
|---------------|---------------|----------|----------|----------------|---------------|
| 500W Halogen | LHSH10050099 | 8539 | Rx7s | 65/- | 50x8* |
| 1000W Halogen | LHSH10010099 | 8539 | Rx7s | 90/- | 50x8* |

*Halogen Lamps are packed individually in coloured boxes and 50 lamps packed in 1 box and 8 boxes of 50 lamps in each master carton.



METAL HALIDE DOUBLE ENDED QUARTZ TUBE LAMP (MH DE) - for enclosed fixture* only

| Lamp Type | Ordering Code | HSN Code | Cap Base | List Price (₹) | Case Lot (No) |
|-------------------|---------------|----------|----------|----------------|---------------|
| 70W MHDE - 6000K | LHSM26070699 | 8539 | Rx7s | 460/- | 12 |
| 150W MHDE - 6000K | LHSM26015699 | 8539 | Rx7s | 460/- | 12 |

*Enclosed fixture implies, fixture covered with tempered / toughened glass.



METAL HALIDE SINGLE ENDED CLEAR TUBULAR LAMP (MH SET) - for enclosed fixture* only

| Lamp Type | Ordering Code | HSN Code | Cap Base | List Price (₹) | Case Lot (No) |
|----------------------------|-----------------|----------|----------|----------------|---------------|
| 70W MH SET - 4000K | LHSM12070499 | 8539 | E27 | 685/- | 40 |
| 150W MH SET - 4000K | LHSM12015499 | 8539 | E27 | 685/- | 40 |
| 150W MH SET - 4000K | LHLIAEJBUI8Y150 | 8539 | E40 | 685/- | 12 |
| 250W MH SET - 6000K (Inst) | LHLQABIGUC8O250 | 8539 | E40 | 755/- | 12 |
| 400W (BT) - 6000K (Inst) | LHLQALIGUL7O400 | 8539 | E40 | 755/- | 12 |

*Enclosed fixture implies, fixture covered with tempered / toughened glass.



METAL HALIDE SINGLE ENDED COATED ELLIPTICAL LAMP (MH SEE) - for enclosed fixture* only

| Lamp Type | Ordering Code | HSN Code | Cap Base | List Price (₹) | Case Lot (No) |
|--------------------|-----------------|----------|----------|----------------|---------------|
| 70W MH SEE - 6000K | LHLQABHFUC7P070 | 8539 | E27 | 685/- | 24 |

*Enclosed fixture implies, fixture covered with tempered / toughened glass.



HIGH PRESSURE SODIUM VAPOUR TUBULAR CLEAR LAMP (SON-T)

| Lamp Type | Ordering Code | HSN Code | Cap Base | List Price (₹) | Case Lot (No) |
|------------|---------------|----------|----------|----------------|---------------|
| 70W SON-T | LHSS16107099 | 8539 | E27 | 260/- | 40 |
| 150W SON-T | LHSS16015099 | 8539 | E40 | 370/- | 12 |
| 250W SON-T | LHSS16025099 | 8539 | E40 | 400/- | 12 |
| 400W SON-T | LHSS16040099 | 8539 | E40 | 460/- | 12 |



HIGH PRESSURE SODIUM VAPOUR ELLIPTICAL COATED LAMP (SON-E)

| Lamp Type | Ordering Code | HSN Code | Cap Base | List Price (₹) | Case Lot (No) |
|-----------|---------------|----------|----------|----------------|---------------|
| 70W SON-E | LHSS15170099 | 8539 | E27 | 260/- | 20 |



T5 HIGH EFFICIENCY/ HIGH OUTPUT FTL LAMP

| Lamp Type | Ordering Code | HSN Code | Cap Base | List Price (₹) | Case Lot (No) |
|-------------------|---------------|----------|----------|----------------|---------------|
| 14W T5 HE - 6500K | LHST27114699 | 8539 | G5 | 95/- | 50 |
| 28W T5 HE - 6500K | LHST27128699 | 8539 | G5 | 110/- | 50 |
| 24W T5 HO - 6500K | LHST27124699 | 8539 | G5 | 125/- | 50 |









GENERAL CONDITIONS OF BUSINESS

- Prices are in Indian ₹ (Inclusive of GST)
- All prices are subject to Havells general terms & conditions of business.
- Warranty voids for LED fixtures including drivers, if individual points of installations are not provided with proper earthing.
- Goods are despatched by us on Purchaser's risk. All claims for loss, damage or shortage will be filed by the Purchasers directly with the carriers.
- Orders should be placed in case lot multiples & against the confirmed purchase order only.
- Continuous design improvement is a routine practice at Havells. Data provided may change without any prior intimation. Customers are advised to reconfirm the data or product dimensions before purchase with our local offices.
- This Price List supersedes all our previous Price Lists.
- Prices are subject to change without notice.
- Company reserves the right to issue amendments, which may arise due to any errors in the price list.
- Disputes, if any are subject to Delhi jurisdiction only.

| HSN Code | Products Included | GST Applicable |
|----------|-------------------------------------|----------------|
| 9405 | LED Fixtures and LED Drivers | 12% |
| 9405* | Conventional Fixtures | 18% |
| 8504 | Ballast (Electronic, HID)/ Ignitors | 18% |
| 8543 | Solar Street Lights/Mini Mast | 5% |
| 7308 | Galvanized products | 18% |
| 8504* | Rest | 18% |
| 8539 | Non-LED Lamps | 18% |

Although every effort has been made to ensure accuracy in the compilation of the technical detail within this publication, however current details should therefore be checked with Havells. Specifications and performance data are constantly changing. Copyright Subsists. Imitation of trade dress, graphics and color scheme of this document is a punishable offence.

REGIONAL & BRANCH OFFICES:


NORTH - REGIONAL OFFICE: Corporate Office: QRG Towers, 2D, Sector-126, Expressway, Noida-201304, Tel: 0120-3331000, **Delhi:** Tel: 011-47676700, 23888200, **Chandigarh:** Tel: 0172-4232400-401, **Dehradun:** Tel: 0135-6670202, **Noida / Haryana:** Tel: 0120-3331000, **Ludhiana:** Tel: 0161-4676000 / 24, **Jammu:** Tel: 0191-2478330, 2479330, **Sri Nagar:** Tel: 0194-2490431, **Jaipur:** Tel: 0141-3914645, 3988210 **Jodhpur:** Tel: 0291-9214201640 / 45, **Lucknow:** Tel: 0522-6672100, **Kanpur:** Tel: 0512-6710400, 6710409

EAST - REGIONAL OFFICE: Kolkata: ICC Tower, 5th Floor, 4 India Exchange Place, Kolkata-700001, Tel: 033-40129851 / 52, **Bhubaneshwar:** Tel: 0674-6668101/102/103/104, **Guwahati:** Tel: 0361-2134521, 2458923, 2460355, **Siliguri:** Tel: 0353-2525907, **Ranchi:** 0651-2244861, 2244862, 2244864, 2244868, 2244869, **Jamshedpur:** Tel: 0657-6542492, 09234369436, **Patna:** Tel: 0612-2207221, 2207222, 2207223, 2655518

WEST - REGIONAL OFFICE: Mumbai: 1271, Solitaire Corporate Park, Bldg. No. 12, 7th Floor, Andheri - Ghatkopar Link Road, Chakala, Andheri (East), Mumbai- 400093. Ph.: 022 - 67298600-602, **Ahmedabad:** Tel: 079-40061111, 40060738-740, **Indore:** Tel: 0731-2572340-41, 4009998 (Airtel), **Rajkot:** Tel: 0281-2481112, 2921212, **Nagpur:** Tel: 0712-2240932, 2242692, 2242699 **Pune:** Tel: 020-64016413 / 14, **Raipur:** Tel: 0771-4243400 / 01, **Surat:** Tel: 0261-2350137, 9979890137, **Jabalpur:** Tel: 0761-4064491

SOUTH - REGIONAL OFFICE: Chennai: Sigapi Achi Building, No. 18 / 3, 6th Floor, Rukmani Lakshmiipathy Road, Egmore, Chennai-600008, Tel: 044-42280600, 605, **Bangalore:** Tel: 080-49075000, **Coimbatore:** Tel: 0422-4550200, 2305199, 2306199, **Hyderabad:** Tel: 040-27533372, 27533355, 27533632, 66320407/0408/6401/6402, **Kochi:** Tel: 0484-4099000, **Vizag:** Tel: 0891-6514339, **Vijayawada:** Tel: +91-9247058847/57, **Calicut:** 0495-4019194, **Madurai:** 0452-4267022, **Trivandrum:** 0471-4015323, **Hubli:** 09448146028, **Trichy:** 09944460160

Representative Offices: • Goa • Solapur • Gwalior • Kathmandu • Bhopal



Havells India Ltd.

QRG Towers, 2D, Sector -126, Expressway, Noida - 201 304 (UP), Ph. +91-120-3331000,
E-mail: marketing@havells.com, www.havells.com
Consumer Care No.: 1800 11 0303, 1800 103 1313 (All Connections), 011-4166 0303 (Landline)
Join us on Facebook at www.facebook.com/havells and share your ways to save the planet!
CIN - L31900DL1983PLC016304.

