



A **HAVELLS** Brand

— LLOYD —
LUXURIA
Collection



EXQUISITE RANGE OF DESIGNER ACs FROM THE HOUSE OF LLOYD

LUXURIA

Collection



Welcome to the **Lloyd Luxuria Collection**, where air conditioning meets artistry & Next-Gen technology. Our designer ACs—**Stunnair, Stellar, and Stylus**—are more than just cooling solutions; they are masterpieces that elevate your living space, seamlessly blending with the décor and adding a touch of elegance to any room. The AI Smart technology within each unit delivers intelligent comfort, adapting to your preferences and environment with precision.

Lloyd Luxuria Collection—A symphony of elegance, innovation, and unmatched performance—tailored to enhance every aspect of your home with futuristic refinement.



STUNAIR

Introducing **Stunnair**, a bold addition to our designer lineup, crafted to leave an unforgettable impression. With a design that captivates, Stunnair redefines luxury by merging high-performance cooling with AI-driven intelligence for an elevated experience. Equipped with AI Smart industry-first features, Stunnair intuitively adapts to your environment, optimizing airflow, temperature, and energy use in real time. This fusion of AI-enhanced performance and stunning aesthetics ensures a seamless blend of comfort, efficiency, and style, making Stunnair a true masterpiece in luxury air conditioning.

STELAR

The industry's first Designer AC and our last year's most admired model enhance its range further with the addition of all new Stellar DUO, Stellar ART & Stellar GRACE models this year, crafted with perfection to offer amazing cooling and timeless design.



Stylus

The industry's first AC with a changeable fascia allows you to personalize the look to match your style & home interiors / decor. It's the ultimate fusion of functionality and customization, giving you the freedom to refresh your space with ease.

Disclaimers:

Images are for representation only; actual product may vary from the image shown.
Features explained may vary from model to model; for exact feature details of a model please refer to Specifications Sheet.



INTRODUCING STUNNAIR BY LLOYD

Redefining Air Care

In a rapidly evolving India, Lloyd envisions going beyond traditional cooling to deliver a comprehensive 360° air-care experience. With AI-powered innovation, Stunnair sets a new benchmark in the AC market, where intelligent technology meets impactful design to enhance both brand imagery and customer experience. Through AI-driven industry-first features, Stunnair intuitively responds to the environment, automatically adjusting airflow, temperature, and air quality for ultimate comfort. This powerful presence marks a step towards our market leadership in air-care technology.





— LLOYD —
STUNAIR



— LLOYD — STUNN*AIR*



THE DESIGN STORY TECHNOLOGY MADE SENSORIAL

Dynamic Tech

Stunnair introduces a sliding fascia with articulating louvers that redefine functionality and aesthetics. When idle, the louver vane remains hidden, allowing for a seamless and sleek appearance. Once activated, the fascia slides up to reveal the elegant display, creating a truly immersive experience.

Luxury in Every Detail

Inspired by fluted, ribbed glass artistry, Stunnair's tinted fascia offers a luxurious, ribbed-glass finish. This design element brings a rich texture and sophistication, making it a statement piece in any space.

Sensorial Brilliance

An interactive Ambi-Light responds in real time, bringing a sensorial, aspirational touch that echoes the dynamism of automotive lighting. This feature combines aesthetics with functionality, delivering a captivating air-care experience.



STYLISH SLIDING FASCIA: ELEGANCE IN MOTION

The **Sliding Fascia** feature transforms the AC experience with articulating fascia that brings elegance and modernity into your space. Designed to keep a low profile when turned off, the fascia offers an understated, minimal aesthetic. But when activated, the fascia slides seamlessly, unveiling the full technological prowess hidden within—a subtle yet captivating reveal that enhances any room’s ambiance.



ILLUMINATE YOUR SPACE WITH MOOD LIGHTING AND RIBBED ELEGANCE

Taking inspiration from global interior design trends, Stunnair’s fascia introduces a sophisticated ribbed-glass effect that transforms your space with understated luxury. This ripple texture, reminiscent of high-end accent walls, partitions, and deco panels, now enhances your AC, adding elegance and depth. The ribbed surface creates a dynamic interplay of light and shadow, reflecting a refined ambiance.

The Mood Lighting on the Stunnair’s fascia enhances the experience, featuring an intelligent, cluster-based LED strip that intuitively responds to essential operations—power on/off, mode adjustments, temperature changes, and swing settings. This interactive lighting display offers real-time feedback for a truly seamless user experience. With the Havells One App, users can personalize the color and intensity of the LED Light to match any mood, creating an elegant, dynamic ambiance that elevates the room. The Stunnair’s Mood Lighting isn’t just functional; it’s a sophisticated, interactive feature that brings a vibrant, personalized touch to your space.

MULTI COLOUR AMBI-LIGHTING

Lloyd's STUNNAIR & STELLAR Air Conditioners comes with unique, innovative & interactive feature of Ambi-Lighting designed to enhance both comfort and user convenience.

TEMPERATURE BASED AMBI-LIGHTING

Lloyd's Air Conditioners are equipped with stylish Multi-Color Ambi-Lighting LED strip that elevates aesthetics of the product and your space to the next level. This dynamic lighting system not only adds elegance but also provides real-time visual indication on room temperature hence elevating the overall user experience.

Off White Ambi-Light:

Indicates that desired/set temperature has not been achieved.

Light Blue Ambi-Light:

Indicates that desired/set temperature has been achieved.

Dark Blue Ambi-Light:

Indicates that the AC is working in Turbo Cool mode for faster cooling.



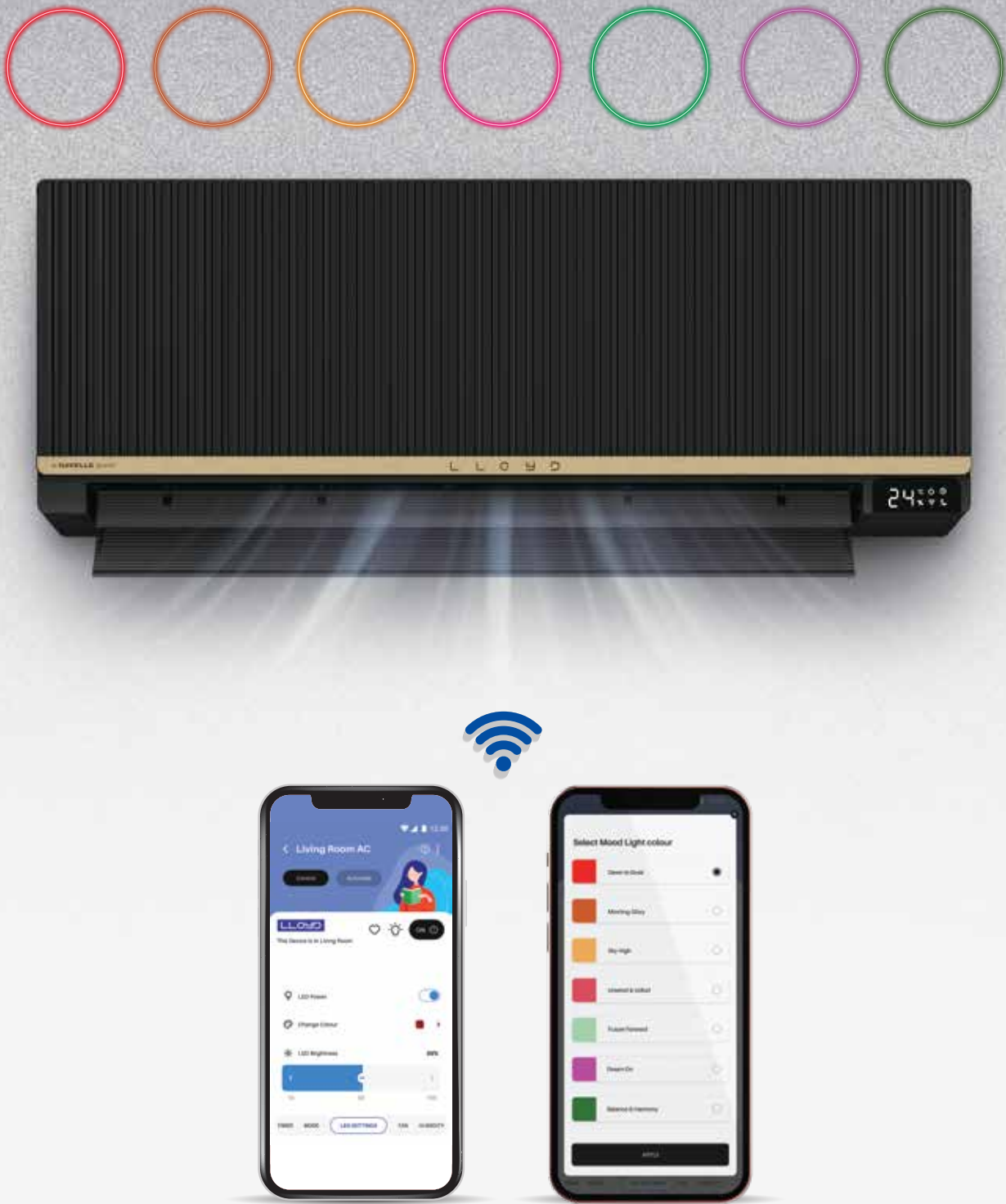
Off White Colour
Ambi-Lighting
When desired /
set temperature
is not achieved

Daylight Glow
(Light Blue) Colour
Ambi-Lighting
When desired /
set temperature is
achieved

Daylight Deluxe
(Dark Blue) Colour
Ambi-Lighting
When AC is in
Turbo Cool Mode

MOOD-BASED AMBI-LIGHTING:

Lloyd's Air Conditioners comes with industry-first Mood-Based Ambi-Lighting feature, giving users the ability to fully customize the LED lighting to suit their mood and preferences. Through Havells One App on their smartphone, users can effortlessly select from a wide range of LED colors, creating an ambiance that matches the feel of the moment. In addition to color customization, this feature also allows for seamless brightness adjustments, from soft and subtle to bright and vibrant, ensuring a personalized, welcoming environment that enhances the overall comfort and atmosphere of the room. As an add on, Lloyd's Stunnair, Stellar Art & Stellar Grace range of ACs also offers Mood-Lighting feature even when the AC is in stand by mode.



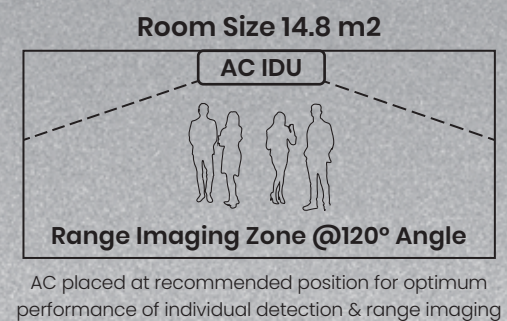
I.N.D.R.I : INDIVIDUAL DETECTION & RANGE IMAGING TECHNOLOGY



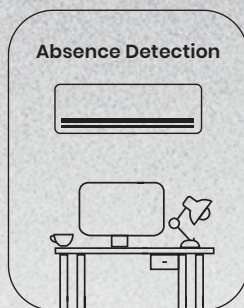
Experience the cutting-edge comfort with our I.N.D.R.I Sensor, designed for precise human presence detection, activity recognition, localization, and tracking in front of the air conditioner. This innovative technology enhances your cooling experience by intelligently adjusting airflow and indoor temperature according to the number of people present in the room.



The system offers advanced 3-dimensional motion detection to identify humans up to the range of 5 meters. It intelligently differentiates between human-to-human positions and human-to-non-human movements and elements, ensuring precise monitoring. With the capability to detect up to 5 individuals simultaneously, it provides wider coverage, efficiently monitoring spaces up to 14.8 m² with 120° angle of detection.

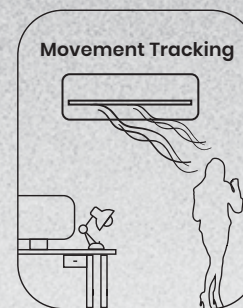


KEY FEATURES:



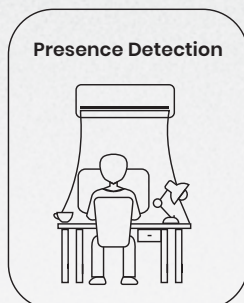
Absence Detection:

This AI Smart AC senses when the room is unoccupied. If no human presence is detected for 30 minutes, it automatically shifts to lowest capacity, which further shifts to standby mode if the room remains unoccupied for another 30 minutes, conserving energy efficiently. And it then shifts presence is detected.



Movement Tracking

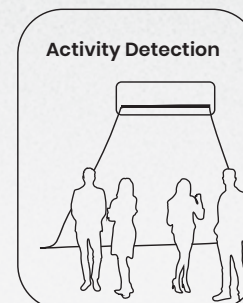
With real-time tracking, AC directs airflow precisely where it's needed, ensuring an optimal cooling experience for the user.



Presence Detection

Equipped with I.N.D.R.I this AC

accurately detects human presence, allowing it to adjust dynamically, based on the room's occupancy level.



Activity Detection

The AC intelligently adjusts indoor temperature and airflow based on the number of individuals present in the room, maximizing comfort and energy efficiency.

Advanced, sophisticated I.N.D.R.I technology not only enhances comfort but also promotes energy efficiency, making your space cooler and more inviting.

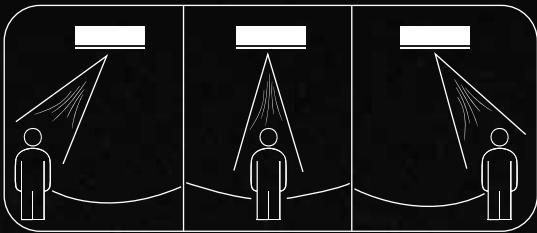
AI SMART FEATURE: FIND ME / MISS ME TECHNOLOGY

KEY MODES AND FUNCTIONS:



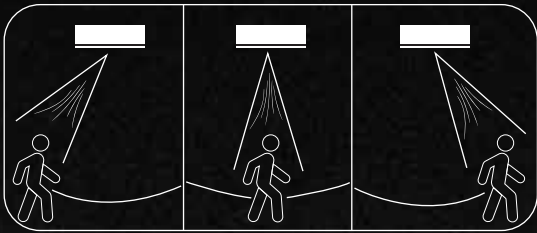
Find Me Mode (Stationary):

Precision-Controlled Airflow: Using the I.N.D.R.I sensor, AC automatically directs airflow towards the user, providing immediate and focused cooling. User Detection and Positioning: By identifying the location and number of users, the AC precisely adjusts the airflow to deliver instant comfort where it's needed most, creating spot cooling effect.



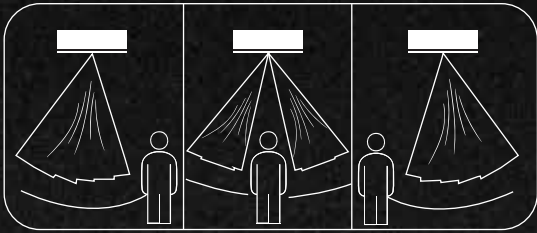
Find Me Mode (Movement):

Temperature-Responsive Airflow: Through human detection, AC tracks the user's movement, adjusting airflow with precision to follow the user and maintain optimal comfort. This mode ensures that the user always receives cool air, even if they move around. Once enabled from the remote, this feature can operate without further manual control.



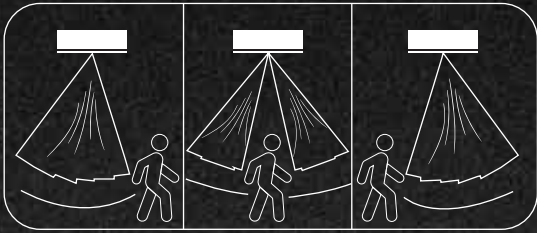
Miss Me Mode (Stationary):

Indirect Cooling for Enhanced Comfort: Once the AC detects the user's position, it automatically deflects airflow to create a cooler environment without giving direct air exposure to the user. With airflow redirected to surrounding areas, this mode provides a more dispersed, comfortable cooling experience-ideal for users who prefer indirect air.



Miss Me Mode (Movement):

Temperature-Responsive Airflow: While AC is in Miss Me mode and it simultaneously detects sudden human movement then the AI mode ensures that the AC works even smarter by adjusting in deflected way, in order to maintain airflow as per the command given by its user.



Find Me / Miss Me feature elevates cooling to the next level, delivering a seamless, adaptive experience that combines personalized comfort with intelligent technology.



DIRECT VOICE COMMAND







Enhance your comfort and convenience with our advanced Direct Voice Command feature, designed to simplify your air conditioning experience. In this, the user doesn't need an AC remote, mobile set, data, Wi-Fi, or any smart interactive devices to operate the AC.
Just Say, Hello Lloyd.



- Voice Control:** Expands functionality to support most common yet important commands, enhancing user convenience and control.
- Command Receipt:** AC acknowledges receipt of command through humming light, confirming user that command has been received by the AC.
- Language:** Supports English language, catering to a wider audience and enhancing user experience. It responds perfectly to all voice modulations.
- Options:** Takes care of On / Off, Temperature, Fan Speed and Ambient Settings.
- Remote:** Although the remote is included with the product, however, common commands are covered, allowing the product to be used without it.



Wake World “Hello Lloyd”, Commands Supported:

SETTINGS	COMMAND	ACTION
 Power Settings	Turn ON	AC Swithces ON
	Turn OFF	AC Swithces OFF
 Temperature settings	Increase Temperature	Temperature Increase by 1 °C
	Reduce Temperature	Temperature Reduce by 1 °C
 Fan Speed settings	Increase Fan Speed	Fan Speed Increase by 1 Step
	Reduce Fan Speed	Fan Speed Reduces by 1 Step
 Ambient Settings	Auto Mode	AC Swithces to Auto Mode
	Dry Mode	AC Swithces to Dry Mode
	Cool Mode	AC Swithces to Cool Mode
	Heat Mode*	AC Swithces to Heat Mode*

Direct Voice Command Does Not Require



WIFI



DATA



DEVICES



REMOTE



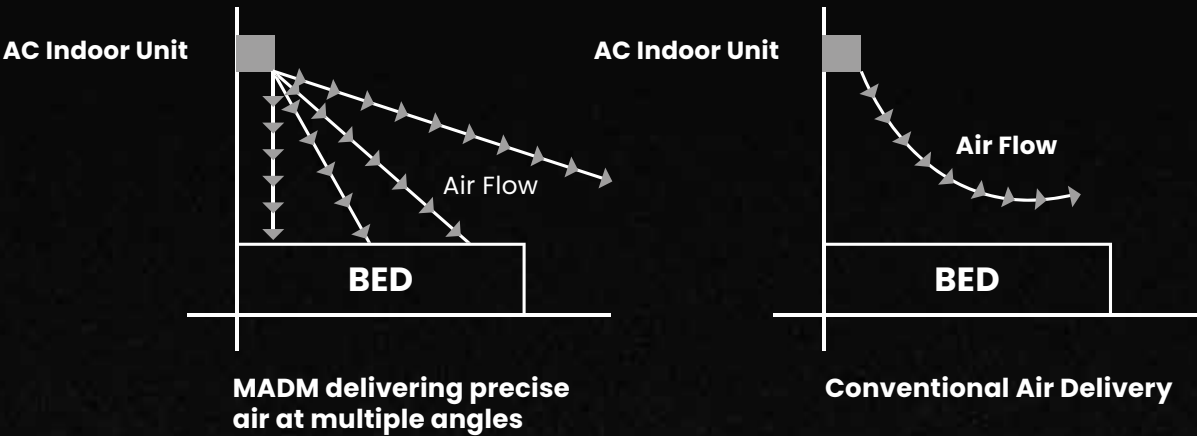
MOBILE

M.A.D.M : MULTI-DIRECTIONAL AIR DELIVERY MECHANISM



M.A.D.M (Multi-Directional Air Delivery Mechanism) is a unique and innovative double louver design that enhances the air delivery experience for users. It optimizes area coverage and airflow by targeting specific zones, delivering significantly superior performance compared to conventional louvers.

With 20% more air suction area, STUNNAIR can deliver 10% more airflow in no extra time. This advanced system also offers features such as Independent Louver Movement, High-Speed Air Throw, Focused Cooling for Hot Zones, and Air Throw at a 90° Angle.



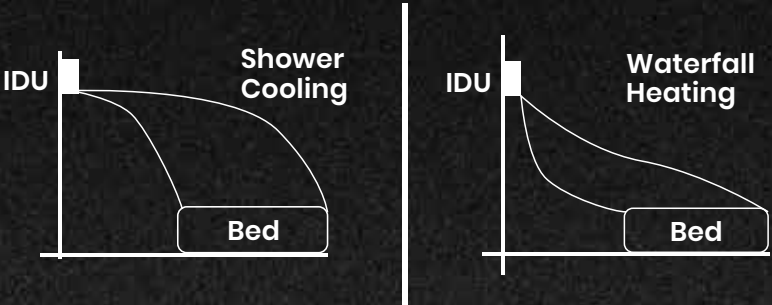
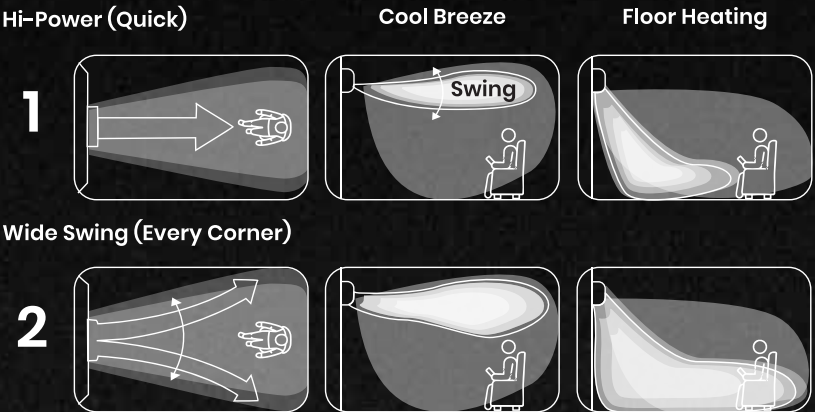
• Shower Cooling:

In cooling mode, the air can be directed toward the ceiling, creating a gentle cascade of cool air that envelops the room. This "Shower Cooling" effect enhances overall comfort by promoting even temperature distribution and reducing direct drafts.

• Waterfall Heating:

Conversely, in heating mode, the double louvers can direct warm air toward the floor, facilitating a "Waterfall Heating" effect. This method warms the room from the ground up, ensuring a cozy atmosphere and reducing cold drafts at the same time.

With this dual functionality, Lloyd's double louver technology maximizes airflow efficiency, making every corner of your space more comfortable, regardless of the season.




RAPID COOLING: 18 °C IN 30 s

Lloyd's STUNNAIR is all set to stun its user with its even faster cooling. Yes, STUNNAIR brings down the grill temperature to 18 °C in just 30 seconds. This AC starts cooling in 50% less time and Lowers the temperature 33% less time, when compared to regular inverter ACs.



INDOOR AIR QUALITY (IAQ)



Indoor air pollution poses a significant threat to our health, often making indoor air quality (IAQ) ten times worse than that of the outdoor environments. Given this, prioritizing indoor air quality is crucial, even in the absence of noticeable symptoms. To address this pressing need and ensure a fresh, clean breathing environment for our valued customers, Lloyd introduces Stunnair & Stellar Range Air Conditioner. These smart units not only regulate room temperature but also enhance air quality by providing purified clean air. With a simple click, users can check real-time indoor air quality and PM2.5 status through the Ambi-Lighting strip's color indications on the AC panel.

Lloyd's Stunnair & Stellar Air Conditioners are equipped with advanced IntelliSensor technology, featuring the latest generation of super-sensitive AI-based sensors. These cutting-edge sensors offer real-time sensing capabilities that surpass traditional detection devices in both accuracy and sensitivity.

KEY SENSING CAPABILITIES:

Indoor Air Quality (IAQ) and PM2.5 Levels:

Continuously monitors air quality, ensuring a clean and healthy environment.

Volatile Organic Compounds (VOCs):

Detects harmful pollutants that can impact indoor air safety.

Carbon Dioxide (CO₂):

Monitors CO₂ levels to maintain optimal air quality and alert users to any alarming concentrations.

Indoor Temperature:

Accurately senses room temperature for precise climate control.

Indoor Humidity Levels (Relative Humidity):

Tracks humidity levels to enhance comfort and prevent issues related to excess moisture.



HIGH CO₂ ALERT

Lloyd's Stunnair & Stellar Air Conditioners continuously monitor CO₂ levels in the room, even when not actively cooling. The system detects alarming CO₂ concentrations and promptly alerts users via the Havells One App. For immediate visual feedback, the ambi-lighting turns red when CO₂ levels are elevated. Users are then advised to open doors and windows for adequate air circulation to help lower the CO₂ concentration.






COOLS EVEN @ 60 °C

Lloyd's Air Conditioners redefine cooling performance with the exceptional ability to operate efficiently even in extreme ambient temperatures of up to 60°C. Heat Pump feature is also available in a few models to cater to extreme winters of colder areas / hilly terrains.



6 IN 1 EXPANDABLE AC (UP TO 115%)

The 6-in-1 Expandable AC feature offers unmatched versatility, adapting seamlessly to your cooling needs. With the ability to boost cooling capacity by up to 115%, this AC ensures optimal comfort across various room sizes and even weather conditions, delivering a tailored experience for any environment. To maintain robust performance and cooling comfort in extreme summers a few models are designed to perform at up to 125% of cooling capacity with their unique feature of 6-in-1 Expandable AC.



15 m LONG AIR THROW

With the help of Dual Louvers and Wider Outlet enables cool air to reach the farthest points of the room (up to 15 m). Ideal for cooling large room sizes / spaces.



OPEN-DOOR DETECTION

Lloyd's Air Conditioners come equipped with a smart open-door detection system. When the AC detects a sudden drop in cooling efficiency, it identifies this as a possible result of open doors or windows. The AC promptly alerts the user with a beep alarm and sends a push notification via Havells One App, helping to maintain optimal performance and energy efficiency by addressing cooling loss.



I-FEEL SENSOR

The new remote handset is equipped with I-Feel sensor which senses real-time room temperature around it and transmits infrared signals to the AC indoor unit, which then adjusts its operations to achieve the desired room temperature around the remote.



VOICE & Wi-Fi ENABLED

Lloyd Luxuria Collection is equipped with a voice control feature which makes it convenient for users to control the AC by voice commands through Alexa, Google Home, and other smart interface devices. Also, with HAVELLS ONE APP, you can now manage your Lloyd Wi-Fi AC from anywhere, any time with just a tap on your smartphone.



Cooling made stunning.
Decor made spectacular.

— LLOYD —
STELLAR ART
— AIR CONDITIONER —



Explore the diverse range of designer ACs

— LLOYD —
STELLAR ART
— AIR CONDITIONER —



— LLOYD —
STELLAR
— AIR CONDITIONER —




— LLOYD —
STELLAR GRACE
— AIR CONDITIONER —



— LLOYD —
STELLAR DUO
— HEAT PUMP AIR CONDITIONER —





Marble

— LLOYD —
Stylus
— AIR CONDITIONER —

One stunning AC. Many spectacular looks.



Warm Grey



Wooden



LLOYD Stylus



Have you ever thought of changing your AC whenever you change your wall paint, flooring, or curtains? "Yeah, not really," as that adds significant expense to your budget for building a house or even for renovations. But Lloyd has made it very easy to do with its "India's 1st Designer AC: Stylus. This model features a unique DIY (Do It Yourself) option for changeable fascia, allowing you to easily choose or change the AC's appearance to match your interior décor, may it be wall paint, flooring, or even curtains. That's not all. You can even change the looks or fascia of the AC whenever you feel like, choosing from the multiple options of coloured, marble, or wood panels available in the range.

Lloyd's Stylus is a smart AC in the truest sense, which, besides having built-in Wi-Fi, also has many other unique and important features. These include Automatic Humidity Control and a 6-in-1 Convertible AC, allowing you to adjust the unit's capacity depending on the required cooling, i.e., the heat load.





ONE STUNNING AC. MANY SPECTACULAR LOOKS.



1 Detach front fascia



2 Choose from beautiful fascias
(Wood, Marble, Colours)



3 Attach chosen one





— LLOYD —
masterpiece
— AIR CONDITIONER —



Cool Every Corner with Ease – Discover Lloyd's Window Top Throw Inverter AC


Engineered to provide a next-level of cooling experience, robust performance while maintaining energy efficiency, Lloyd's Masterpiece delivers uniform cooling with its new top air discharge. This power packed Wi-Fi AC comes with amazing features like Opti-Breeze, Quiet Operation, Wider Air Throw, Feather Touch Control, making it perfectly suitable for any apartment, office, or bedroom, this model seamlessly combines Next-Gen Technology, Powerful Cooling, Long-lasting Durability in a Sleek & Modern Design.



LLOYD'S MASTERPIECE :: RELIABLE COOLING, EFFORTLESS COMFORT


Designed to perform, built for efficiency, Lloyd's Masterpiece offers a perfect solution for cooling large and medium spaces with ease. This next-gen Wi-Fi Top Throw Inverter AC offers powerful cooling, long-lasting durability, modern design makes it ideal for apartments, office rooms, and compact areas.

KEY FEATURES:




Powerful Cooling Performance

This 6 in 1 Convertible Window AC is equipped with a high-performance compressor, Lloyd's Masterpiece provides rapid cooling even @ 52 °C ambient temperature, reaching optimal temperatures faster while evenly distributing cool air across the room for a refreshing environment.



Opti-Breeze

Lloyd's Masterpiece is equipped with a unique feature of Opti-Breeze in which air throw of the AC can be converted in form of wind (optimum breeze), through a shift in its horizontal louvers.




Robust Build and Sleek Design

The top-throw airflow design ensures that cool air reaches every corner, maximizing air circulation. Its compact form and minimalistic look make it a suitable addition to any room décor.



Energy Efficiency

With an eco-friendly design, this 5 Star Rated AC delivers efficient cooling at a lower energy cost, helping to keep electricity bills manageable without sacrificing comfort.



Quiet Operation

Enjoy the cool comfort of this AC without any noise distraction, thanks to advanced noise-reduction technology, making it ideal for both home and office environments.



Smart Control Options

Enabled with smart controls, this Wi-Fi AC allows you to adjust temperature, mode, and other settings from your smartphone, as well, offering convenience and flexibility at your fingertips. It also has a feather touch control panel for easy manual operations.

With a blend of **efficiency, durability, and modern design,** Lloyd's Window Top Throw Inverter AC is crafted to bring a cool comfortable experience to your space while providing value for years to come.

Technical Specifications : Stylus Series

Series Name			Stylus			
Specification	Parameter	Unit	GLS12V5FONMY	GLS18V5KONMY	GLS12V3FONMY	GLS18V3KONMY
	Description		1.0	1.5	1.0	1.5
	Star Rating		5	5	3	3
	Compressor Type / Refrigerant		Rotary / R-32	Rotary / R-32	Rotary / R-32	Rotary / R-32
Electric Data						
	Power Supply	V-Hz-Ph	230 V - 50 Hz - 1 Phase	230 V - 50 Hz - 1 Phase	230 V - 50 Hz - 1 Phase	230 V - 50 Hz - 1 Phase
	Operating Voltage Range	V	100 V - 300 V	100 V - 300 V	140 V - 280 V	140 V - 280 V
	Input Current (100% / 50%)	A	3.62 A / 2.00 A	5.42 A / 2.80 A	5.03 A / 2.61 A	6.98 A / 3.76 A
Performance						
	Operating Temperature Range		16 °C ~ 52 °C	16 °C ~ 52 °C	16 °C ~ 52 °C	16 °C ~ 52 °C
	Cooling Capacity (100% / 50%)	W	3500 W / 1750 W	5050 W / 2525 W	3500 W / 1750 W	5050 W / 2525 W
	Input Power (100% / 50%)	W	825 W / 322 W	1254 W / 445 W	1100 W / 420 W	1590 W / 605 W
	ISEER		5.20	5.20	3.95	3.95
	Air Flow**	m3/h	750 m3/h	1000 m3/h	600 m3/h	1000 m3/h
	Air Throw Distance	m	7 m	10 m	7 m	10 m
	Annual Electricity Consumption	kWh	521.28 kWh	752.39 kWh	686.73 kWh	990.77 kWh
	IDU Noise*	dB	35 dB	36 dB	35 dB	36 dB
	ODU Noise*	dB	50 dB	53 dB	50 dB	53 dB
	Area Coverage***	m2	11.0 m2	15.8 m2	11.0 m2	15.8 m2
Key Features						
	6 in 1 Convertible (40 / 60 / 80 / 100 / 110 / Auto)		Yes	Yes	Yes	Yes
	Smart 4-Way Swing		Yes	Yes	Yes	Yes
	Turbo Cool		Yes	Yes	Yes	Yes
	Installation Check		Yes	Yes	Yes	Yes
	Low Gas Detection		Yes	Yes	Yes	Yes
	Clean Filter Indication		Yes	Yes	Yes	Yes
	In Built WiFi		Yes	Yes	Yes	Yes
	Automatic Humidity Control		Yes	Yes	Yes	Yes
	Clean Air Filter		Yes	Yes	Yes	Yes
	Golden Fin Condenser		Yes	Yes	Yes	Yes
	Golden Fin Evaporator		Yes	Yes	Yes	Yes
	Hidden LED Display		Yes	Yes	Yes	Yes
	Premium Remote Handset		Yes	Yes	Yes	Yes
	Stabilizer Free Operation		Yes	Yes	Yes	Yes
	Strong Dehumidifier		Yes	Yes	Yes	Yes
	Blow Function		Yes	Yes	Yes	Yes
	100% Copper		Yes	Yes	Yes	Yes
	Eco Friendly Refrigerant		Yes	Yes	Yes	Yes
	Anti Corrosion Coating		Yes	Yes	Yes	Yes
Weight & Measurement						
	IDU Dimensions (LxBxH) as per Actual Unit	cm	(82.4 x 20.2 x 28.5) cm	(92.0 x 22.2 x 31.6) cm	(82.4 x 20.2 x 28.5) cm	(92.0 x 22.2 x 31.6) cm
	IDU Dimensions (LxBxH) as per SOWM Label	cm	(82.4 x 28.5 x 20.2) cm	(92.0 x 31.6 x 22.2) cm	(82.4 x 28.5 x 20.2) cm	(92.0 x 31.6 x 22.2) cm
	IDU Packing (LxBxH)	cm	(90.2 x 36.8 x 32.4) cm	(101.4 x 40.5 x 34.4) cm	(90.2 x 36.8 x 32.4) cm	(101.4 x 40.5 x 34.4) cm
	IDU Net / Gross Weight	kg	9.7 kg / 11.8 kg	11.9 kg / 14.9 kg	9.5 kg / 11.5 kg	11.6 kg / 14.3 kg
	ODU Dimensions (LxBxH)	cm	(87.0 x 36.5 x 56.0) cm	(89.8 x 36.3 x 59.3) cm	(83.5 x 30.0 x 52.0) cm	(87.0 x 36.5 x 56.0) cm
	ODU Packing (LxBxH)	cm	(91.0 x 41.5 x 59.0) cm	(94.5 x 44.0 x 64.0) cm	(92.5 x 38.3 x 56.8) cm	(91.0 x 41.5 x 59.0) cm
	ODU Net / Gross Weight	kg	24.9 kg / 27.5 kg	28.5 kg / 33.6 kg	24.9 Kg / 28.1 Kg	23.9 Kg / 28.9 Kg

* Under lab test condition

** Dry Airflow

*** Check for design condition and corresponding parameters like roof / window exposed to direction sunlight, of the area to be Air- conditioned

Technical Specifications : Stunnair Series

Series Name			Stunnair		
Colour			Beige	Beige & Cocoa	Black & Cool Grey
Specification	Parameter	Unit	GLS19V5K00FZ	GLS19V5K00QZ	GLS19V5K00JZ
	Description		1.5	1.5	1.5
	Star Rating		5	5	5
	Compressor Type / Refrigerant		Rotary / R-32	Rotary / R-32	Rotary / R-32
Electric Data					
	Power Supply	V-Hz-Ph	230 V - 50 Hz - 1 Phase	230 V - 50 Hz - 1 Phase	230 V - 50 Hz - 1 Phase
	Operating Voltage Range	V	100 V - 300 V	100 V - 300 V	100 V - 300 V
	Input Current (100% / 50%) - Cooling	A	5.56 A / 2.89 A	5.56 A / 2.89 A	5.56 A / 2.89 A
Performance					
	Operating Temperature Range		16 °C ~ 60 °C	16 °C ~ 60 °C	16 °C ~ 60 °C
	Cooling Capacity (100% / 50%)	W	5200 W / 2600 W	5200 W / 2600 W	5200 W / 2600 W
	Input Power (100% / 50%)	W	1265 W / 465 W	1265 W / 465 W	1265 W / 465 W
	ISEER		5.20	5.20	5.20
	Air Flow**	m3/h	1000 m3/h	1000 m3/h	1000 m3/h
	Air Throw Distance	m	15 m	15 m	15 m
	Electricity Consumption	kWh	773.58 kWh	773.58 kWh	773.58 kWh
	IDU Noise*	dB	36 dB	36 dB	36 dB
	ODU Noise*	dB	53 dB	53 dB	53 dB
	Area Coverage***	m2	15.8 m2	15.8 m2	15.8 m2
Key Features					
	Stylish Sliding Fascia		Yes	Yes	Yes
	AI Modes (Find Me & Miss Me)		Yes	Yes	Yes
	I.N.D.R.I (Individual Detection & Range Imaging)		Yes	Yes	Yes
	M.A.D.M (Multi-Directional Air Delivery Mechanism)		Yes	Yes	Yes
	Mood On (Mood-Lighting)		Yes	Yes	Yes
	Mood On (Mood-Lighting in Standby)		Yes	Yes	Yes
	Ambi-Lighting (Temperatue Based)		Yes	Yes	Yes
	Ambi-Lighting (Air Quality Based)		Yes	Yes	Yes
	In-Built Air Purifier		Yes	Yes	Yes
	ACP Mode (AC Convertible to Air Purifier)		Yes	Yes	Yes
	Plasma Protective Shield		Yes	Yes	Yes
	Puro Air Ionizer		Yes	Yes	Yes
	High CO² Alert		Yes	Yes	Yes
	Real Time Sensing IAQ / PM 2.5 / PM 10		Yes	Yes	Yes
	In-Built WiFi		Yes	Yes	Yes
	Direct Voice Command (Hello Lloyd)		Yes	Yes	Yes

Technical Specifications : Stunnair Series

SERIES NAME			STUNNAIR		
COLOUR			BEIGE	BEIGE & COCOA	BLACK & COOL GREY
SPECIFICATION	PARAMETER	UNIT	GLS19V5K00FZ	GLS19V5K00QZ	GLS19V5K00JZ
	Door Open Alert		Yes	Yes	Yes
	6 in 1 Expendable AC (40 / 60 / 80 / 100 / 115 / Auto)		Yes	Yes	Yes
	Installation Check		Yes	Yes	Yes
	Low Gas Detection		Yes	Yes	Yes
	Clean Air Filter		Yes	Yes	Yes
	Clean Filter Indication		Yes	Yes	Yes
	Turbo Cool		Yes	Yes	Yes
	Dual Louvers		Yes	Yes	Yes
	Rapid Cooling (18 °C in 30 s)		Yes	Yes	Yes
	Precision Control Swing		Yes	Yes	Yes
	Smart 4-Way Swing		Yes	Yes	Yes
	Auto Breeze		Yes	Yes	Yes
	LED Display		Yes	Yes	Yes
	Voltage Fluctuation Alert		Yes	Yes	Yes
	Protective Earth Alert		Yes	Yes	Yes
	Anti Corrosion Coating		Yes	Yes	Yes
	BLDC Motor		Yes	Yes	Yes
	Golden Fin Condenser		Yes	Yes	Yes
	Golden Fin Evaporator		Yes	Yes	Yes
	Stabilizer Free Operation		Yes	Yes	Yes
	Premium Remote Handset		Yes	Yes	Yes
	I-Feel Sensor & Motion Based Sensor		Yes	Yes	Yes
	Strong Dehumidifier		Yes	Yes	Yes
	Blow Function		Yes	Yes	Yes
	100% Copper		Yes	Yes	Yes
	Eco Friendly Refrigerant		Yes	Yes	Yes
WEIGHT & MEASUREMENT					
	IDU Dimensions (LxBxH) as per Actual Unit	cm	(92.0 x 21.6 x 32.3) cm	(92.0 x 21.6 x 32.3) cm	(92.0 x 21.6 x 32.3) cm
	IDU Dimensions (LxBxH) as per SOWM Label	cm	(92.0 x 32.3 x 21.6) cm	(92.0 x 32.3 x 21.6) cm	(92.0 x 32.3 x 21.6) cm
	IDU Packing (LxBxH)	cm	(101.5 x 40.0 x 30.0) cm	(101.5 x 40.0 x 30.0) cm	(101.5 x 40.0 x 30.0) cm
	IDU Net / Gross Weight	kg	11.9 kg / 14.2 kg	11.9 kg / 14.2 kg	11.9 kg / 14.2 kg
	ODU Dimensions (LxBxH)	cm	(89.8 x 36.3 x 59.3) cm	(89.8 x 36.3 x 59.3) cm	(89.8 x 36.3 x 59.3) cm
	ODU Packing (LxBxH)	cm	(94.5 x 44.0 x 64.0) cm	(94.5 x 44.0 x 64.0) cm	(94.5 x 44.0 x 64.0) cm
	ODU Net / Gross Weight	kg	28.6 kg / 32.5 kg	28.6 kg / 32.5 kg	28.6 kg / 32.5 kg

* Under lab test condition
** Dry Airflow
*** Check for design condition and corresponding parameters like roof / window exposed to direction sunlight, of the area to be Air- conditioned

Technical Specifications : Stellar Series

Series Name			Stellar					
Colour			Stellar Lite	Stellar	Stellar Duo	Stellar Art	Stellar Grace	Stellar Max
Specification	Parameter	Unit	GLS18V5FWSSL	GLS18V5FWGST	GLS18H5FWKGT	GLS18V5FBGST	GLS18V5FWMGT	GLS24V3FWKGT
	Description		1.5	1.5	1.5	1.5	1.5	2
	Star Rating		5	5	5	5	5	3
	Compressor Type / Refrigerant		Rotary / R-32	Rotary / R-32	Rotary / R-32	Rotary / R-32	Rotary / R-32	Rotary / R-32
Electric Data								
	Power Supply	V-Hz-Ph	230 V - 50 Hz - 1 Phase	230 V - 50 Hz - 1 Phase	230 V - 50 Hz - 1 Phase	230 V - 50 Hz - 1 Phase	230 V - 50 Hz - 1 Phase	230 V - 50 Hz - 1 Phase
	Operating Voltage Range	V	100 V - 300 V	100 V - 300 V	100 V - 300 V	100 V - 300 V	100 V - 300 V	140 V - 280 V
	Input Current (100% / 50%) - Cooling	A	5.45 A / 2.84 A	5.31 A / 2.85 A	5.58 A / 3.04 A	5.31 A / 2.85 A	5.95 A / 2.83 A	9.47 A / 4.52 A
	Input Current (100% / 50%) - Heating	A	-	-	6.04 A / 3.81 A	-	-	-
Performance								
	Operating Temperature Range		16 °C ~ 52 °C	16 °C ~ 60 °C	-4 °C to 52 °C	16 °C ~ 60 °C	16 °C ~ 60 °C	16 °C ~ 60 °C
	Cooling Capacity (100% / 50%)	W	5100 W / 2550 W	5200 W / 2600 W	5050 W / 2525 W	5200 W / 2600 W	5200 W / 2600 W	6300 W / 3150 W
	Input Power (100% / 50%)	W	1240 W / 457 W	1210 W / 459 W	1220 W / 455 W	1210 W / 459 W	1300 W / 455 W	2070 W / 728 W
	ISEER		5.20	5.35	5.20	5.35	5.20	3.95
	Heating Capacity (100%/50%)		-	-	5050 W / 2525 W	-	-	-
	Heating Input Power (100%/50%)		-	-	1320 W / 570 W	-	-	-
	Air Flow**	m3/h	1040 m3/h	1040 m3/h	1040 m3/h	1040 m3/h	1040 m3/h	1040 m3/h
	Air Throw Distance	m	18 m	18 m	18 m	18 m	18 m	18 m
	Electricity Consumption	kWh	759.37 kWh	752.72 kWh	751.96 kWh	752.72 kWh	774.22 kWh	1235.99 kWh
	IDU Noise*	dB	30 dB	30 dB	30 dB	30 dB	30 dB	30 dB
	ODU Noise*	dB	57 dB	57 dB	57 dB	57 dB	57 dB	57 dB
	Area Coverage***	m2	15.8 m2	16.4 m2	15.8 m2	16.4 m2	16.4 m2	19.7 m2
Key Features								
	Mood On (Mood-Lighting)		Yes	Yes	Yes	Yes	Yes	Yes
	Mood On (Mood-Lighting in Standby Mode)		-	-	-	Yes	Yes	-
	Ambi-Lighting (Temperatue Based)		Yes	Yes	Yes	Yes	Yes	Yes
	Ambi-Lighting (Air Quality Based)		-	Yes	Yes	Yes	Yes	Yes
	In-Built Air Purifier		-	Yes	Yes	Yes	Yes	Yes
	ACP Mode (AC Convertible to Air Purifier)		-	Yes	Yes	Yes	Yes	Yes
	Plasma Protective Shield		-	Yes	Yes	Yes	Yes	Yes
	Puro Air Ionizer		-	Yes	Yes	Yes	Yes	Yes
	High CO2 Alert		-	Yes	Yes	Yes	Yes	Yes
	Real Time Sensing IAQ / PM 2.5 / PM 10		-	Yes	Yes	Yes	Yes	Yes
	In-Built WiFi		Yes	Yes	Yes	Yes	Yes	Yes
	Direct Voice Command (Hello Lloyd)		-	Yes	Yes	Yes	Yes	Yes

Technical Specifications : Stellar Series

Series Name			Stellar					
Colour			Stellar Lite	Stellar	Stellar Duo	Stellar Art	Stellar Grace	Stellar Max
Specification	Parameter	Unit	GLS18V5FWSSL	GLS18V5FWGST	GLS18H5FWKGT	GLS18V5FBGST	GLS18V5FWMGT	GLS24V3FWKGT
	Door Open Alert		Yes	Yes	Yes	Yes	Yes	Yes
	6 in 1 Expandable AC (40 / 60 / 80 / 100 / 125 / Auto)		-	Yes	Yes	Yes	Yes	Yes
	6 in 1 Convertible AC (40 / 60 / 80 / 100 / 110 / Auto)		Yes	-	-	-	-	-
	Installation Check		Yes	Yes	Yes	Yes	Yes	Yes
	Low Gas Detection		Yes	Yes	Yes	Yes	Yes	Yes
	Clean Air Filter		Yes	Yes	Yes	Yes	Yes	Yes
	Clean Filter Indication		Yes	Yes	Yes	Yes	Yes	Yes
	Turbo Cool		Yes	Yes	Yes	Yes	Yes	Yes
	Rapid Cooling (18 °C in 45 s)		Yes	Yes	Yes	Yes	Yes	Yes
	Precision Control Swing		Yes	Yes	Yes	Yes	Yes	Yes
	Smart 4-Way Swing		Yes	Yes	Yes	Yes	Yes	Yes
	Auto Breeze		Yes	Yes	Yes	Yes	Yes	Yes
	LED Display		Yes	Yes	Yes	Yes	Yes	Yes
	Voltage Fluctuation Alert		Yes	Yes	Yes	Yes	Yes	Yes
	Protective Earth Alert		Yes	Yes	Yes	Yes	Yes	Yes
	Anti Corrosion Coating		Yes	Yes	Yes	Yes	Yes	Yes
	BLDC Motor		Yes	Yes	Yes	Yes	Yes	Yes
	Golden Fin Condenser		Yes	Yes	Yes	Yes	Yes	Yes
	Golden Fin Evaporator		Yes	Yes	Yes	Yes	Yes	Yes
	Stabilizer Free Operation		Yes	Yes	Yes	Yes	Yes	Yes
	Premium Remote Handset		Yes	Yes	Yes	Yes	Yes	Yes
	I-Feel Sensor & Motion Based Sensor		-	Yes	Yes	Yes	Yes	Yes
	Strong Dehumidifier		Yes	Yes	Yes	Yes	Yes	Yes
	Blow Function		Yes	Yes	Yes	Yes	Yes	Yes
	100% Copper		Yes	Yes	Yes	Yes	Yes	Yes
	Eco Friendly Refrigerant		Yes	Yes	Yes	Yes	Yes	Yes
Weight & Measurement								
	IDU Dimensions (LxBxH) as per Actual Unit	cm	(114.6 x 24.9 x 32.8) cm	(114.6 x 24.9 x 32.8) cm	(114.6 x 24.9 x 32.8) cm	(114.6 x 24.7 x 32.8) cm	(114.6 x 25.1 x 32.8) cm	(114.6 x 24.9 x 32.8) cm
	IDU Dimensions (LxBxH) as per SOWM Label	cm	(114.6 x 32.8 x 24.9) cm	(114.6 x 32.8 x 24.9) cm	(114.6 x 32.8 x 24.9) cm	(114.6 x 32.8 x 24.7) cm	(114.6 x 32.8 x 25.1) cm	(114.6 x 32.8 x 24.9) cm
	IDU Packing (LxBxH)	cm	(121.5 x 41.7 x 34.7) cm	(121.5 x 41.7 x 34.7) cm	(121.5 x 41.7 x 34.7) cm	(121.5 x 41.7 x 34.7) cm	(119.7 x 41.7 x 34.7) cm	(121.5 x 41.7 x 34.7) cm
	IDU Net / Gross Weight	kg	11.8 kg / 16.5 kg	11.8 kg / 16.5 kg	11.8 kg / 16.5 kg	11.7 kg / 16.5 kg	11.6 kg / 16.5 kg	11.8 kg / 16.5 kg
	ODU Dimensions (LxBxH)	cm	(89.8 x 36.3 x 59.3) cm	(89.8 x 36.3 x 59.3) cm	(89.8 x 36.3 x 59.3) cm	(89.8 x 36.3 x 59.3) cm	(89.8 x 36.3 x 59.3) cm	(89.8 x 36.3 x 59.3) cm
	ODU Packing (LxBxH)	cm	(94.5 x 44.0 x 64.0) cm	(94.5 x 44.0 x 64.0) cm	(94.5 x 44.0 x 64.0) cm	(94.5 x 44.0 x 64.0) cm	(94.5 x 44.0 x 64.0) cm	(94.5 x 44.0 x 64.0) cm
	ODU Net / Gross Weight	kg	29.0 kg / 33.8 kg	30.6 kg / 35.5 kg	28.2 kg / 32.8 kg	29.0 kg / 33.8 kg	29.0 kg / 33.8 kg	30.3 kg / 35.0 kg

* Under lab test condition
** Dry Airflow
*** Check for design condition and corresponding parameters like roof / window exposed to direction sunlight, of the area to be Air- conditioned



HAVELLS INDIA LIMITED

QRG TOWERS, 2D, SECTOR 126, EXPRESSWAY, NOIDA - 201304, U.P. (INDIA)

TEL.: +91-120-3331000 | FAX: +91-120-3332000

For customer care services, please write to: customercare@havells.com
Customer Care No.: 0804-577-5666

VISIT US AT: WWW.HAVELLS.COM/LLOYD



Air Conditioners falls under e-waste category. Don't mix electronic waste with other waste, for proper disposal of e-waste kindly visit: <https://havells.com/e-waste-awareness>

All product names, logos & brand are property of their respective owners. Images are for illustration purpose only. Product Features and Specification may vary $\pm 5\%$. Product Features and specification may change from time to time for product improvement and developments Kindly refer to product manual for more information. Actual product may vary from the product mentioned and shown in this leaflet. (*E&OE). For detailed Warranty Terms, visit: www.havells.com/lloyd



Scan the QR code to
buy online



HAVELLS
Happiness
Enrol in consumer loyalty program to get up to
3% points, priority service & much more!



Scan the QR Code to find your
Nearest Exclusive Store



For CARE 360, Call us at Customer Care No.: 0804-577-5666



Reach us on +91-9717773333
to activate warranty,
avail service & loyalty benefits.

Trademarks used herein are property of their respective owners. Any use of third party trademarks is for identification purposes only and does not imply endorsement.